

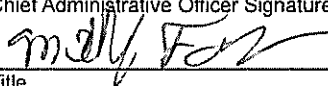
City, Village, and Township Revenue Sharing and County Incentive Program Certification

Issued under authority of 2022 Public Act 166. Filing is mandatory to qualify for payments.

Each city/village/township/county applying for City, Village, and Township Revenue Sharing or County Incentive Program payments must:

1. Certify to the Michigan Department of Treasury (Treasury) that the local unit listed below has produced and made available to the public a Citizen's Guide, a Performance Dashboard, a Debt Service Report, and a Projected Budget Report as required by 2022 Public Act 166. The local unit must include in any mailing of general information to its citizens, the Internet website address or the physical location where all the documents are available for public viewing in the clerk's office.
2. Submit to Treasury a Citizen's Guide, a Performance Dashboard, a Debt Service Report, and a Projected Budget Report.

This certification, along with a Citizen's Guide, a Performance Dashboard, a Debt Service Report, and a Projected Budget Report, **must be received by December 1, 2022**, (or the first day of a payment month) in order to qualify for that month's payment. Postmark dates will not be considered. For questions, call 517-335-7484.

PART 1: LOCAL UNIT INFORMATION			
Local Unit Name VILLAGE OF HESPERIA		Local Unit County Name OCEANA/NEWAYGO	
Local Unit Code 64-3010		Contact E-Mail Address HESPERIACLERK@FRONTIER.COM	
Contact Name VICKI R. BURRELL	Contact Title VILLAGE CLERK	Contact Telephone Number (231) 854-6205	Extension
Website Address, if reports are available online HESPERIAVILLAGE.COM		Current Fiscal Year End Date 03/31/2023	
PART 2: CITIZEN'S GUIDE			
Check any of the following that apply:			
<input type="checkbox"/> The local unit has elected to use Treasury's online Citizen's Guide to comply with the legislative requirements. Therefore, a copy of the Citizen's Guide will not be submitted to Treasury.			
<input checked="" type="checkbox"/> The local unit does not have any unfunded liabilities (pensions or other postemployment benefits (OPEB)).			
PART 3: CERTIFICATION			
<i>In accordance with 2022 Public Act 166, the undersigned hereby certifies to Treasury that the above mentioned local unit 1) has produced a Citizen's Guide, a Performance Dashboard, a Debt Service Report, and a Projected Budget Report and 2) will include in any mailing of general information to our citizens, the Internet website address or the physical location where all the documents are available for public viewing in the clerk's office. The Citizen's Guide, Performance Dashboard, Debt Service Report, and Projected Budget Report are attached to this signed certification, unless otherwise noted in Part 2.</i>			
Chief Administrative Officer Signature (as defined in MCL 141.422b) 		Printed Name of Chief Administrative Officer (as defined in MCL 141.422b) MIKE FARBER	
Title VILLAGE PRESIDENT		Date 11/17/2022	

Completed and signed form (including required attachments) should be e-mailed to: TreasRevenueSharing@michigan.gov. If you are unable to submit via e-mail, fax to 517-335-3298 or mail the completed form and required attachments to:


Michigan Department of Treasury
Revenue Sharing and Grants Division
PO Box 30722
Lansing MI 48909

TREASURY USE ONLY		
CVTRS/CIP Eligible Y N	Certification Received	Citizen's Guide Received
Performance Dashboard Received	Debt Service Report Received	Projected Budget Report Received
Final Certification	CVTRS/CIP Notes	

CITIZEN'S GUIDE TO LOCAL UNIT FINANCES - (I)

REVENUES


1. Where our money comes from (all governmental funds)



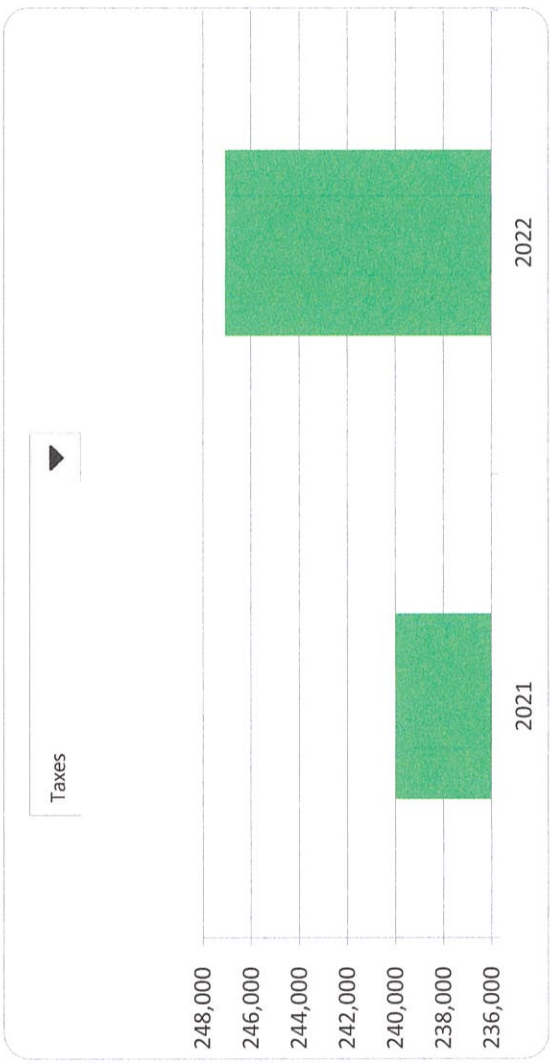
2. Compared to the prior year

	2021	2022	% change
Taxes	\$ 240,009	\$ 247,082	2.95%
Licenses & Permits	2,429	2,791	14.90%
State Government	117,012	143,897	22.98%
Fines & Forfeitures	330	1,082	227.88%
Interest & Rents	4,544	1,234	-72.84%
Other Revenues	10,865	6,860	-36.86%
Total Revenues	\$ 375,189	\$ 402,946	7.40%

3. Revenue sources per capita - compared to the prior year



4. Historical trends of individual sources



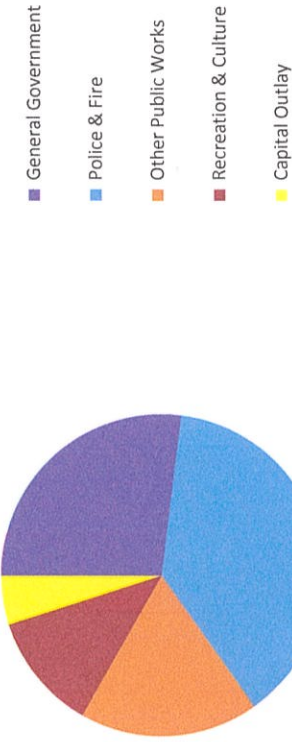
Commentary:

For more information on our unit's finances, contact at .

CITIZEN'S GUIDE TO LOCAL UNIT FINANCES - (I)

EXPENDITURES

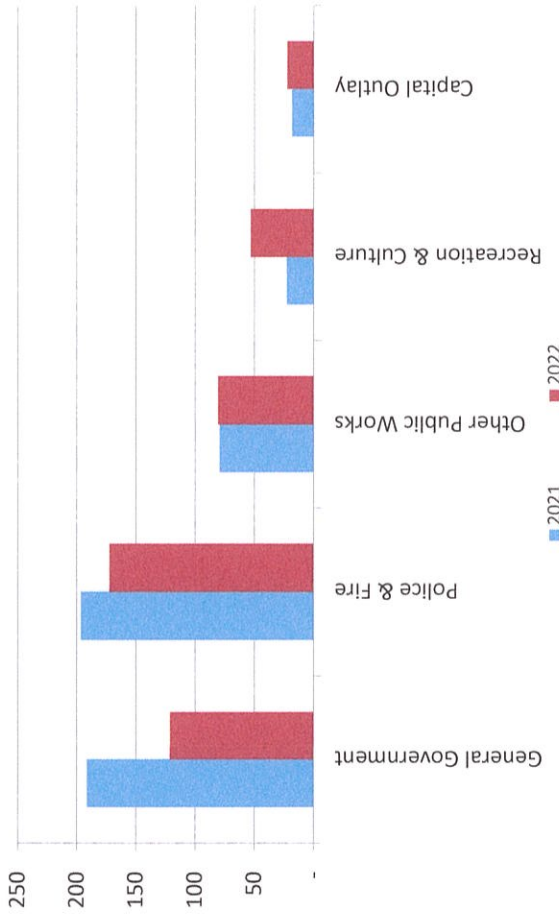
1. Where we spend our money (all governmental funds)



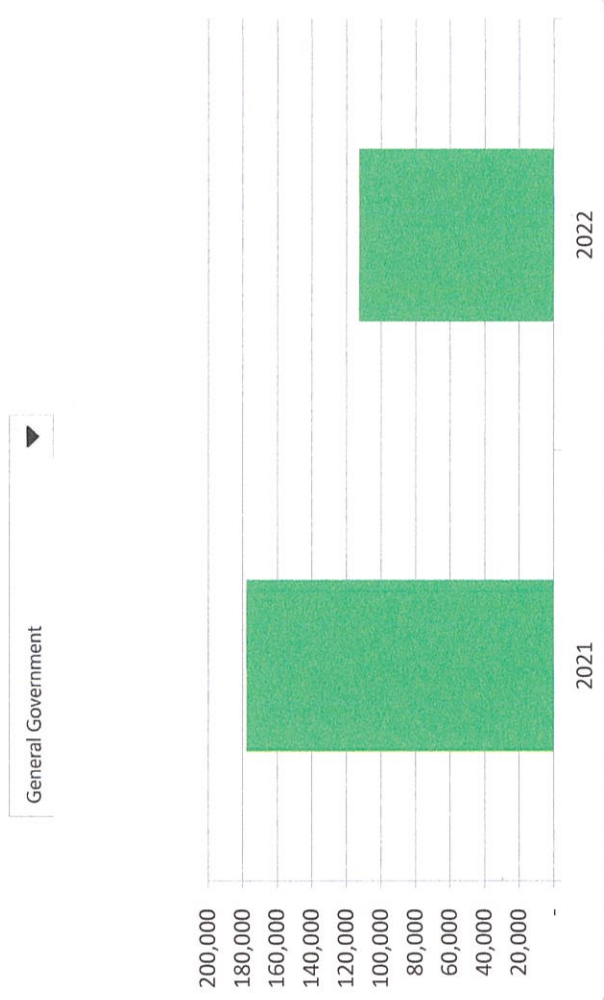
2. Compared to the prior year

	2021	2022	% change
General Government	\$ 177,907	\$ 112,884	-36.55%
Police & Fire	182,593	160,192	-12.27%
Other Public Works	73,641	75,132	2.02%
Recreation & Culture	21,132	49,382	133.68%
Capital Outlay	17,062	20,966	22.88%
Total Expenditures	\$ 472,335	\$ 418,556	-11.39%

3. Spending per capita - compared to the prior year



4. Historical trends of individual departments:



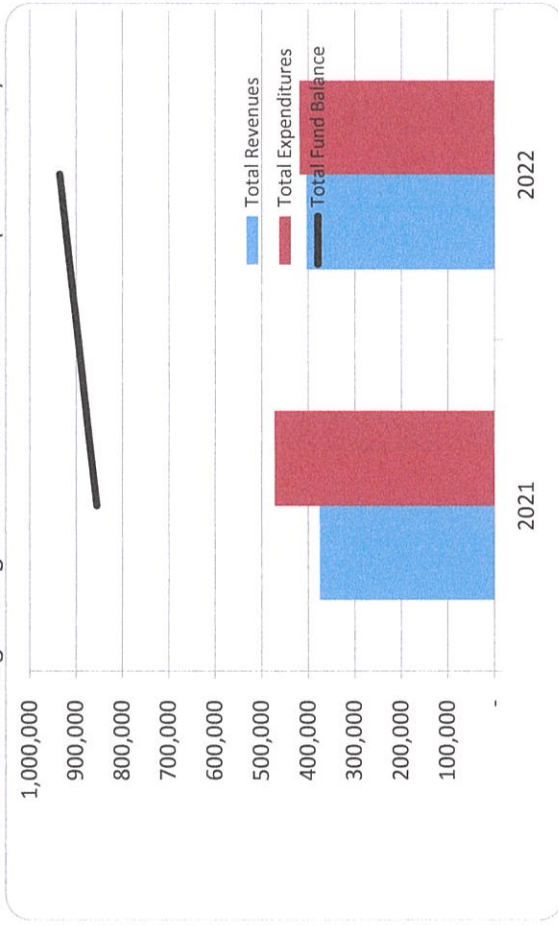
Commentary:

For more information on our unit's finances, contact at .

CITIZEN'S GUIDE TO LOCAL UNIT FINANCES - (I)

FINANCIAL POSITION

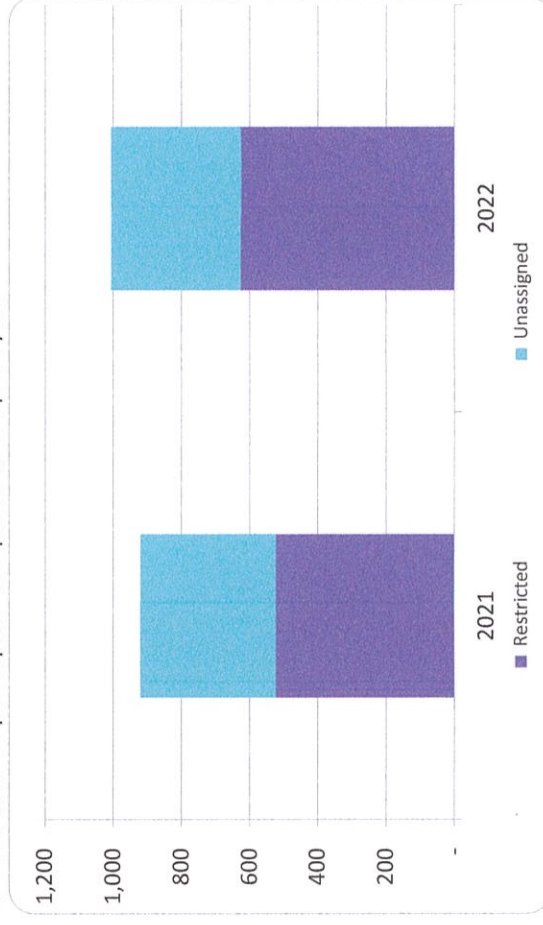
1. How have we managed our governmental fund resources (fund balance)?



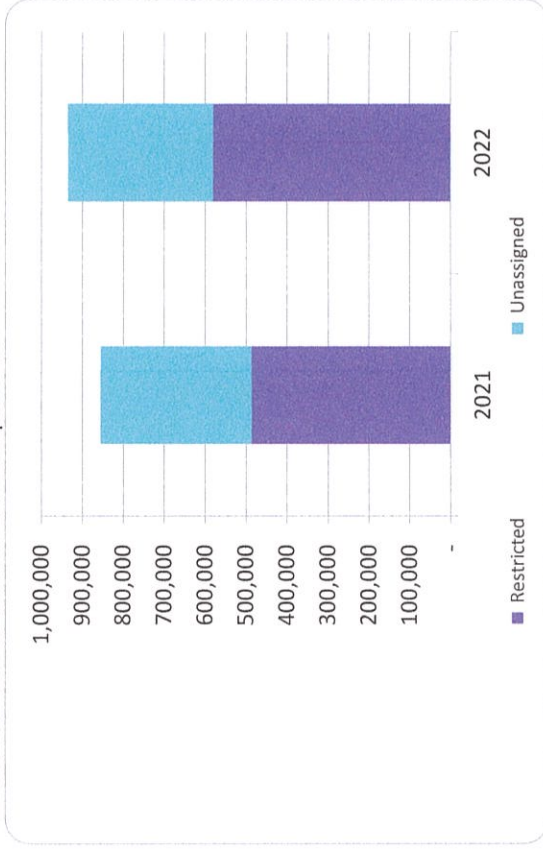
2. Compared to the prior year

	2021	2022	% change
Revenue	375,189	402,946	7.40%
Expenditures	472,335	418,556	-11.39%
Surplus (shortfall)	(97,146)	(15,610)	-83.93%
Fund balance, by component:			
Restricted	485,986	581,057	19.56%
Unassigned	369,864	354,254	-4.22%
total fund balance	855,850	935,311	9.28%

3. Fund balance per capita - compared to the prior year



4. Historical trends of individual components



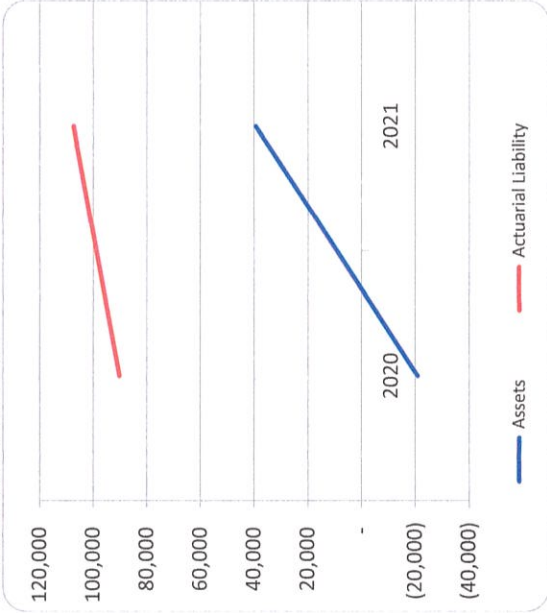
Commentary:

For more information on our unit's finances, contact at .

CITIZEN'S GUIDE TO LOCAL UNIT FINANCES - (I)

OTHER LONG TERM OBLIGATIONS

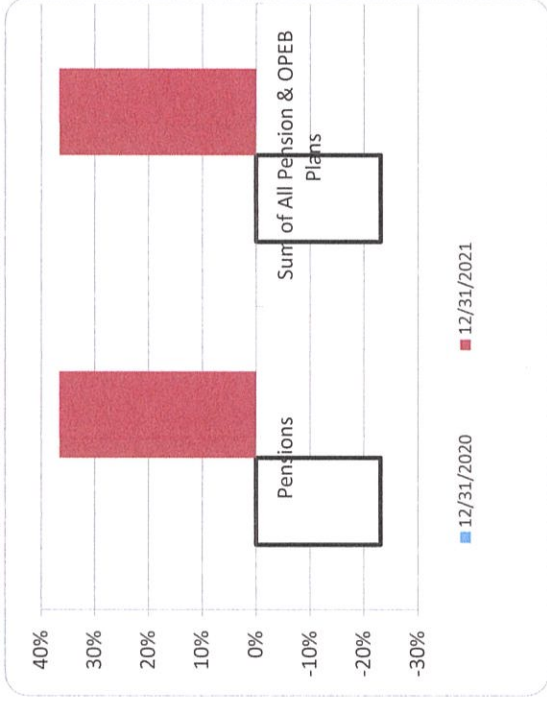
1. Pension funding status



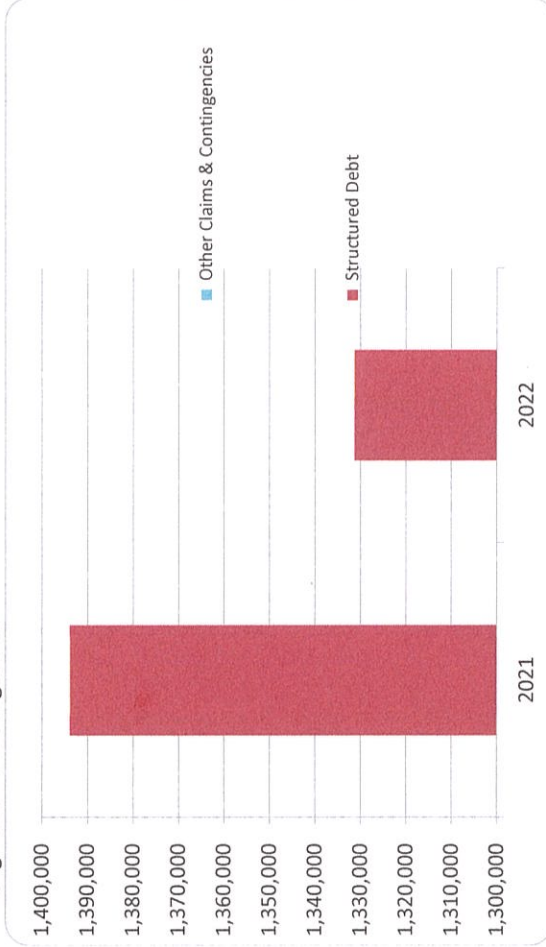
2. Retiree Health care funding status



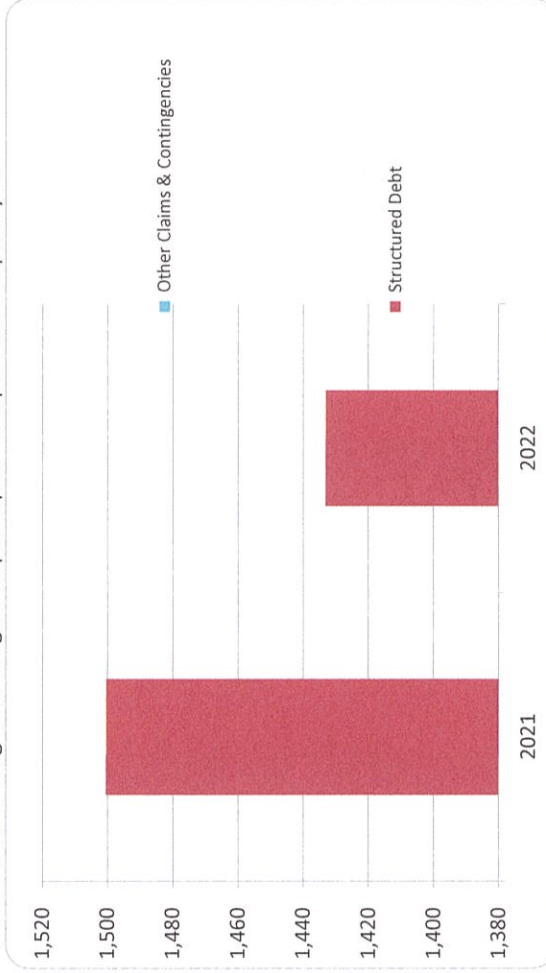
3. Percent funded - compared to the prior year



4. Long Term Debt obligations:



5. Debt & other long term obligations per capita - compared to the prior year



Commentary:

For more information on our unit's finances, contact at.

Performance Dashboard

Local Unit Name: Village of Hesperia
Local Unit Code: 64-3010

	2021	2022	Trend	Performance
Fiscal Stability				
Annual General Fund expenditures per capita	\$411	\$451	↑ 9.6%	Negative
Fund Balance as % of annual General Fund expenditures	96.9%	84.6%	↓ -12.6%	Negative
Debt burden per capita	\$9	\$0	↓ -100.0%	Positive
Ratio of pensioners to employees	0.83	1.67	↑ 100.0%	Negative
Number of services delivered via cooperative venture	4	4	→ 0.0%	Neutral
Economic Strength				
% of community with access to high speed broadband	100%	100%	→ 0.0%	Neutral
Average age of critical infrastructure (years)	18.0	19.2	↑ 6.9%	Negative
Quality of Life				
Percent of General Fund expenditures committed to arts, culture and recreation	5.5%	11.8%	↑ 112.7%	Neutral
Acres of parks per thousand residents	14.0	14.0	→ 0.0%	Neutral

Debt Service Report

Local Unit Name: VILLAGE OF HESPERIA
Local Unit Code: 64-3010
Current Fiscal Year End Date: 3/31/2023

Debt Name: USDA WATER BOND
Issuance Date: 8/1/2001
Issuance Amount: \$918,000
Debt Instrument (or Type): WATER BOND
Repayment Source(s): WATER REVENUES

Years Ending	Principal	Interest	Total
2022	\$	\$ 12,740	\$ 12,740
2022	\$ 16,000	\$ 12,740	\$ 28,740
2023	\$	\$ 12,480	\$ 12,480
2023	\$ 16,000	\$ 12,480	\$ 28,480
2024	\$	\$ 12,220	\$ 12,220
2024	\$ 17,000	\$ 12,220	\$ 29,220
2025	\$	\$ 11,943	\$ 11,943
2025	\$ 17,000	\$ 11,943	\$ 28,943
2026	\$	\$ 11,667	\$ 11,667
2026	\$ 18,000	\$ 11,667	\$ 29,667
2027	\$	\$ 11,375	\$ 11,375
2027	\$ 19,000	\$ 11,375	\$ 30,375
2028	\$	\$ 11,066	\$ 11,066
2028	\$ 19,000	\$ 11,066	\$ 30,066
2029	\$	\$ 10,757	\$ 10,757
2029	\$ 20,000	\$ 10,757	\$ 30,757
2030	\$	\$ 10,432	\$ 10,432
2030	\$ 20,000	\$ 10,432	\$ 30,432
2031	\$	\$ 10,107	\$ 10,107
2031	\$ 21,000	\$ 10,107	\$ 31,107
2032	\$	\$ 9,766	\$ 9,766
2032	\$ 22,000	\$ 9,766	\$ 31,766
2033	\$	\$ 9,408	\$ 9,408
2033	\$ 23,000	\$ 9,408	\$ 32,408
2034	\$	\$ 9,035	\$ 9,035
2034	\$ 23,000	\$ 9,035	\$ 32,035
2035	\$	\$ 8,661	\$ 8,661
2035	\$ 24,000	\$ 8,661	\$ 32,661
2036	\$	\$ 8,271	\$ 8,271
2036	\$ 25,000	\$ 8,271	\$ 33,271
2037	\$	\$ 7,865	\$ 7,865
2037	\$ 26,000	\$ 7,865	\$ 33,865
2038	\$	\$ 7,442	\$ 7,442

Debt Service Report

Local Unit Name:	VILLAGE OF HESPERIA
Local Unit Code:	64-3010
Current Fiscal Year End Date:	3/31/2023

2038	\$ 26,000	\$ 7,442	\$ 33,442
2039	\$	\$ 7,020	\$ 7,020
2039	\$ 27,000	\$ 7,020	\$ 34,020
2040	\$	\$ 6,581	\$ 6,581
2040	\$ 28,000	\$ 6,581	\$ 34,581
2041	\$	\$ 6,126	\$ 6,126
2041	\$ 29,000	\$ 6,126	\$ 35,126
2042	\$	\$ 5,655	\$ 5,655
2042	\$ 30,000	\$ 5,655	\$ 35,655
2043	\$	\$ 5,167	\$ 5,167
2043	\$ 31,000	\$ 5,167	\$ 36,167
2044	\$	\$ 4,663	\$ 4,663
2044	\$ 32,000	\$ 4,663	\$ 36,663
2045	\$	\$ 4,143	\$ 4,143
2045	\$ 33,000	\$ 4,143	\$ 37,143
2046	\$	\$ 3,607	\$ 3,607
2046	\$ 34,000	\$ 3,607	\$ 37,607
2047	\$	\$ 3,055	\$ 3,055
2047	\$ 35,000	\$ 3,055	\$ 38,055
2048	\$	\$ 2,486	\$ 2,486
2048	\$ 36,000	\$ 2,486	\$ 38,486
2049	\$	\$ 1,901	\$ 1,901
2049	\$ 38,000	\$ 1,901	\$ 39,901
2050	\$	\$ 1,283	\$ 1,283
2050	\$ 39,000	\$ 1,283	\$ 40,283
2051	\$	\$ 650	\$ 650
2051	\$ 40,000	\$ 650	\$ 40,650
Totals	\$ 784,000	\$ 455,144	\$ 1,239,144

THIS WILL BE PAID OFF IN 2051

Debt Service Report

Local Unit Name: VILLAGE OF HESPERIA
Local Unit Code: 64-3010
Current Fiscal Year End Date: 3/31/2023

Debt Name: SEWER LIFT STATION
Issuance Date: 6/23/2005
Issuance Amount: \$414,167
Debt Instrument (or Type): BOND
Repayment Source(s): SEWER REVENUES

Years Ending	Principal	Interest	Total
2022	\$ 20,000	\$ 724	\$ 20,724
2022	\$	\$ 561	\$ 561
2023	\$ 20,000	\$ 561	\$ 20,561
2023	\$	\$ 399	\$ 399
2024	25,000	399	25,399
2024		196	196
2025	\$ 24,167	\$ 196	\$ 24,363
Totals	\$ 89,167	\$ 3,036	\$ 92,203

THIS WILL BE PAID OFF IN 2025

Projected Budget Report

Local Unit Name:
 Local Unit Code:
 Current Fiscal Year End Date:
 Fund Name:

Village of Hesperia
 64-3010
 3/31/2023
 GENERAL

REVENUES	Current Year Budget	Percentage Change	Year 2 Budget	Assumptions
	2022/2023		2023/2024	
Property Taxes	\$ 210,000	1 %	\$ 212,100	POSSIBLE SMALL INCREASE IN REVENUES
Other Taxes	\$ 31,000	1 %	\$ 31,310	
State Revenue Sharing	\$ 110,000	1 %	\$ 111,100	
Fines & Fees	\$ 100	1 %	\$ 101	
Licenses & Permits	\$ 1,700	1 %	\$ 1,717	
Interest Income	\$ 1,800	1 %	\$ 1,818	
Grant Revenues	\$		\$	
Other Revenues	\$		\$	
Interfund Transfers (In)	\$ 303,518	1 %	\$ 306,554	
Total Revenues	\$ 658,118		\$ 664,700	
EXPENDITURES				
General Government	\$ 192,892	1 %	\$ 194,821	ANTICIPATE EXPENDITURES WILL INCREASE
Police and Fire	\$ 230,200	1 %	\$ 232,502	
Roads	\$	1 %	\$ -	
Other Public Works	\$ 74,555	1 %	\$ 75,301	
Recreation & Culture	\$ 69,471	1 %	\$ 70,166	
Capital Outlay	\$ 91,000	1 %	\$ 91,910	
Total Expenditures	\$ 658,118	-	\$ 664,700	

OUR FUND BALANCE IS HEALTHY PER ANNUAL AUDITORS.