


# City, Village, and Township Revenue Sharing and County Incentive Program Certification

Issued under authority of 2021 Public Act 87. Filing is mandatory to qualify for payments.

Each city/village/township/county applying for City, Village, and Township Revenue Sharing or County Incentive Program payments must:

1. Certify to the Michigan Department of Treasury (Treasury) that the local unit listed below has produced and made available to the public a Citizen's Guide, a Performance Dashboard, a Debt Service Report, and a Projected Budget Report as required by 2021 Public Act 87. The local unit must include in any mailing of general information to its citizens, the Internet website address or the physical location where all the documents are available for public viewing in the clerk's office.
2. Submit to Treasury a Citizen's Guide, a Performance Dashboard, a Debt Service Report, and a Projected Budget Report.

This certification, along with a Citizen's Guide, a Performance Dashboard, a Debt Service Report, and a Projected Budget Report, **must be received by December 1, 2021**, (or the first day of a payment month) in order to qualify for that month's payment. Postmark dates will not be considered. For questions, call 517-335-7484.


PART 1: LOCAL UNIT INFORMATION			
Local Unit Name <b>VILLAGE OF HESPERIA</b>		Local Unit County Name <b>OCEANA/NEWAYGO</b>	
Local Unit Code <b>64-3010</b>		Contact E-Mail Address <b>HESPERIACLERK@FRONTIER.COM</b>	
Contact Name <b>VICKI R. BURRELL</b>	Contact Title <b>VILLAGE CLERK</b>	Contact Telephone Number <b>(231) 854-6205</b>	Extension
Website Address, if reports are available online <b>HESPERIAVILLAGE.COM</b>		Current Fiscal Year End Date <b>03/31/2022</b>	
PART 2: CITIZEN'S GUIDE			
Check any of the following that apply:			
<input type="checkbox"/> The local unit has elected to use Treasury's online Citizen's Guide to comply with the legislative requirements. Therefore, a copy of the Citizen's Guide will not be submitted to Treasury.			
<input checked="" type="checkbox"/> The local unit does not have any unfunded liabilities (pensions or other postemployment benefits (OPEB)).			
PART 3: CERTIFICATION			
<i>In accordance with 2021 Public Act 87, the undersigned hereby certifies to Treasury that the above mentioned local unit 1) has produced a Citizen's Guide, a Performance Dashboard, a Debt Service Report, and a Projected Budget Report and 2) will include in any mailing of general information to our citizens, the Internet website address or the physical location where all the documents are available for public viewing in the clerk's office. The Citizen's Guide, Performance Dashboard, Debt Service Report, and Projected Budget Report are attached to this signed certification, unless otherwise noted in Part 2.</i>			
Chief Administrative Officer Signature (as defined in MCL 141.422b) 		Printed Name of Chief Administrative Officer (as defined in MCL 141.422b) <b>MIKE FARBER</b>	
Title <b>VILLAGE PRESIDENT</b>		Date <b>10/21/2021</b>	

Completed and signed form (including required attachments) should be e-mailed to: **TreasRevenueSharing@michigan.gov**. If you are unable to submit via e-mail, fax to 517-335-3298 or mail the completed form and required attachments to:

Michigan Department of Treasury  
Revenue Sharing and Grants Division  
PO Box 30722  
Lansing MI 48909

TREASURY USE ONLY		
CVTRS/CIP Eligible <b>Y N</b>	Certification Received	Citizen's Guide Received
Performance Dashboard Received	Debt Service Report Received	Projected Budget Report Received
Final Certification	CVTRS/CIP Notes	

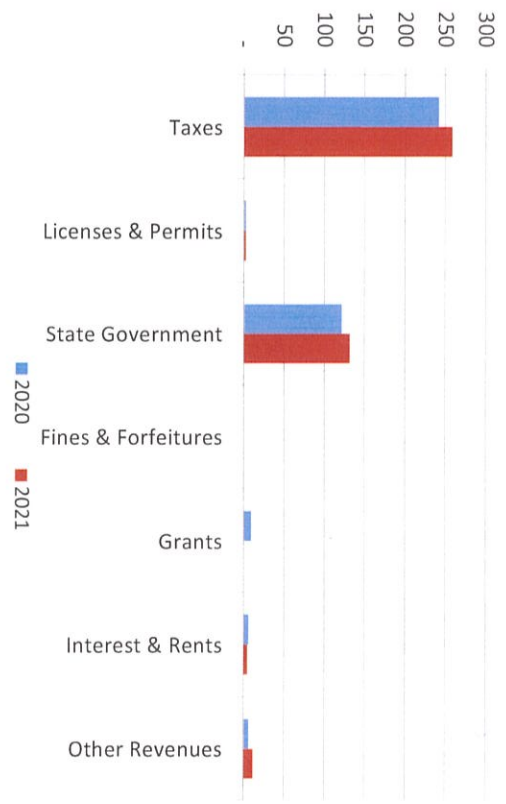
1. Where our money comes from (all governmental funds)



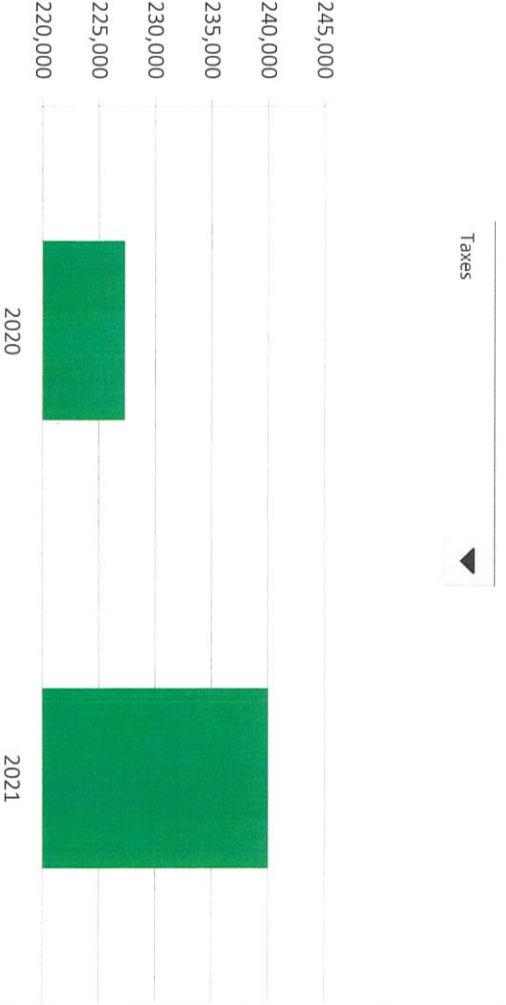
2. Compared to the prior year

	2020	2021	% change
Taxes	\$ 227,277	\$ 240,009	5.60%
Licenses & Permits	1,921	2,429	26.44%
Federal Government			N/A
State Government	114,418	122,184	6.79%
Local Contributions			N/A
Charges for Services			N/A
Fines & Forfeitures	2	330	16400.00%
Grants	8,888	-	-100.00%
Interest & Rents	5,912	4,544	-23.14%
Other Revenues	6,028	10,865	80.24%
<b>Total Revenues</b>	<b>\$ 364,446</b>	<b>\$ 380,361</b>	<b>4.37%</b>

3. Revenue sources per capita - compared to the prior year



4. Historical trends of individual sources

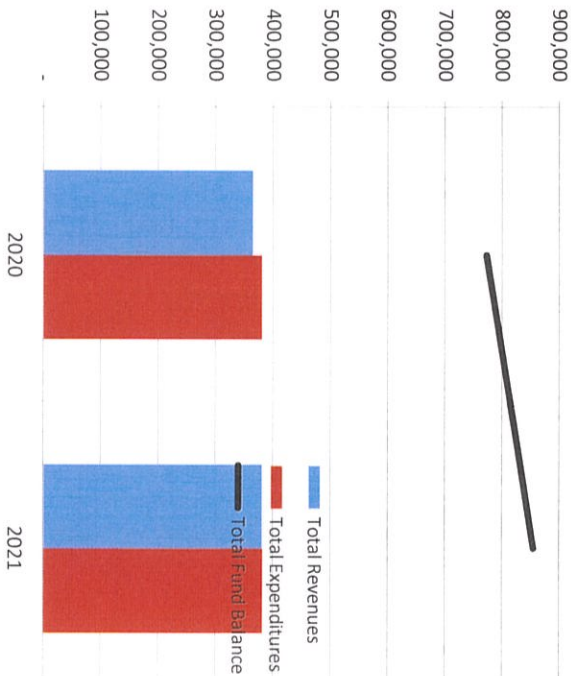


Commentary:

**CITIZEN'S GUIDE TO LOCAL UNIT FINANCES - Village of Hesperia (64-3010)**

**FINANCIAL POSITION**

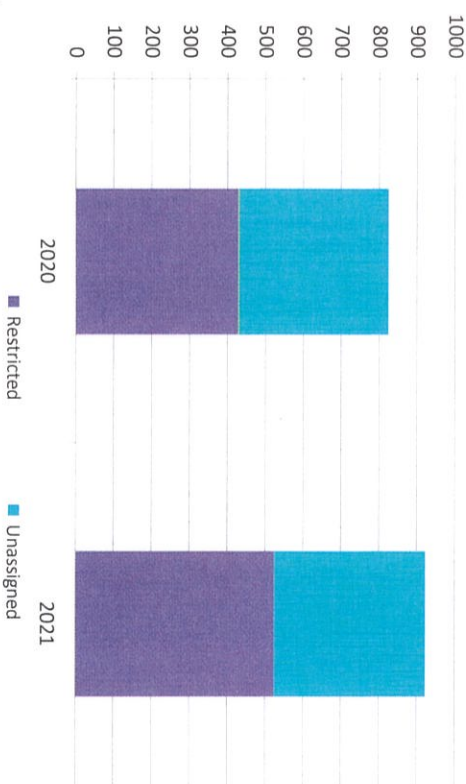
1. How have we managed our governmental fund resources (fund balance)?



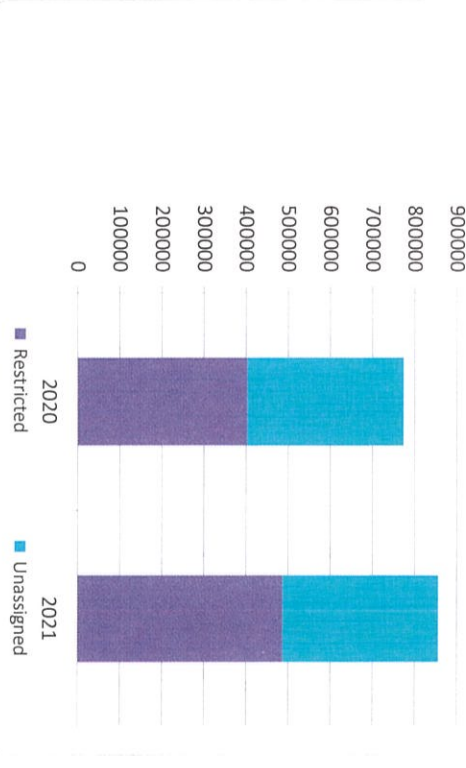
2. Compared to the prior year

	2020	2021	% change
Revenue	364,446	380,361	4.37%
Expenditures	380,565	381,835	0.33%
Surplus (shortfall)	(16,119)	(1,474)	-90.86%
Fund balance, by component:			
Nonspendable			N/A
Restricted	401,868	485,986	20.93%
Committed			N/A
Assigned			N/A
Unassigned	371,338	369,864	-0.40%
Total fund balance	773,206	855,850	10.69%

3. Fund balance per capita - compared to the prior year



4. Historical trends of individual components

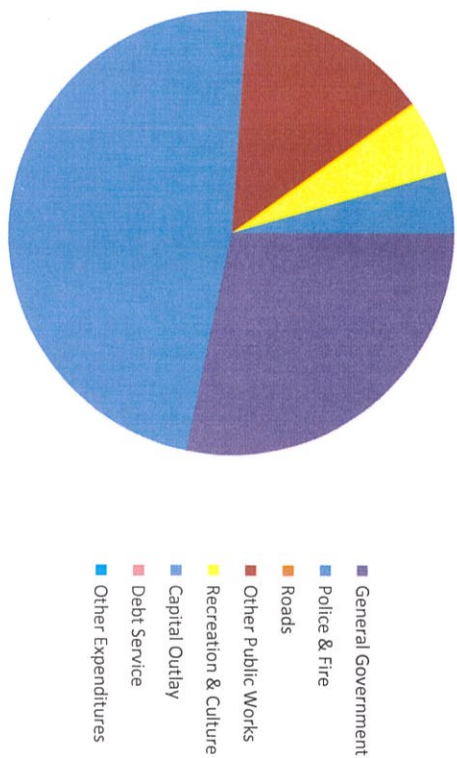


For more information on our unit's finances, contact at .

**CITIZEN'S GUIDE TO LOCAL UNIT FINANCES - Village of Hesperia (64-3010)**

**EXPENDITURES**

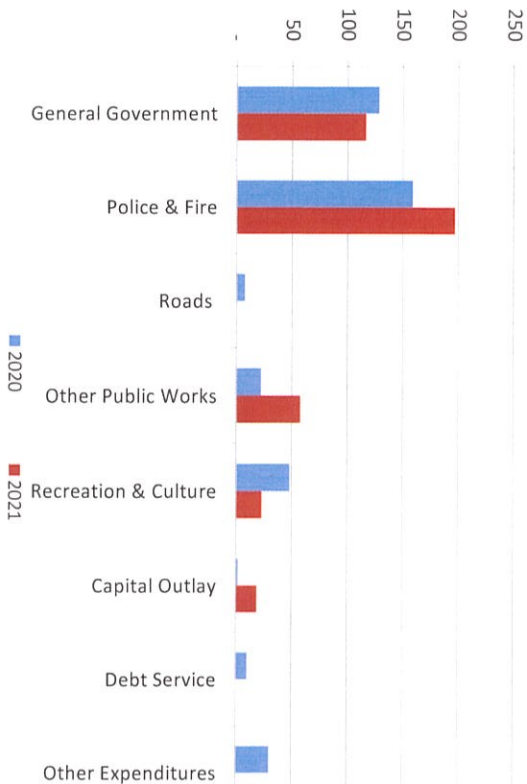
1. Where we spend our money (all governmental funds)



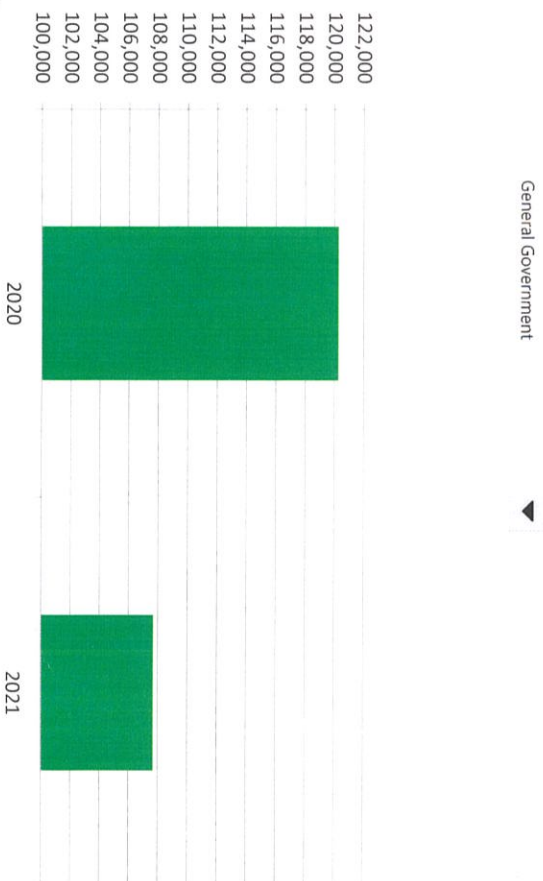
2. Compared to the prior year

	2020	2021	% change
General Government	\$ 120,258	\$ 107,652	-10.48%
Police & Fire	149,232	182,593	22.36%
Other Public Safety			N/A
Roads	6,786	-	-100.00%
Other Public Works	20,778	53,396	156.98%
Health & Welfare			N/A
Community/Econ. Development			N/A
Recreation & Culture	44,963	21,132	-53.00%
Capital Outlay	1,230	17,062	1287.15%
Debt Service	9,312	-	-100.00%
Other Expenditures	28,006	-	-100.00%
<b>Total Expenditures</b>	<b>\$ 380,565</b>	<b>\$ 381,835</b>	<b>0.33%</b>

3. Spending per capita - compared to the prior year



4. Historical trends of individual departments:




Commentary:

For more information on our unit's finances, contact at .

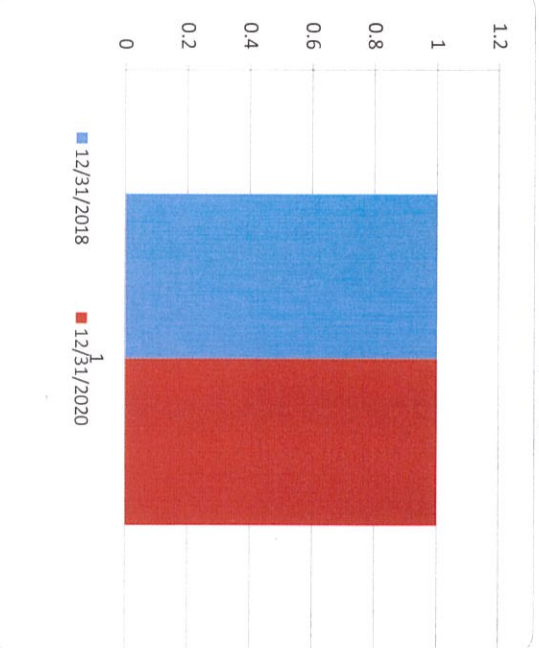
1. Pension funding status



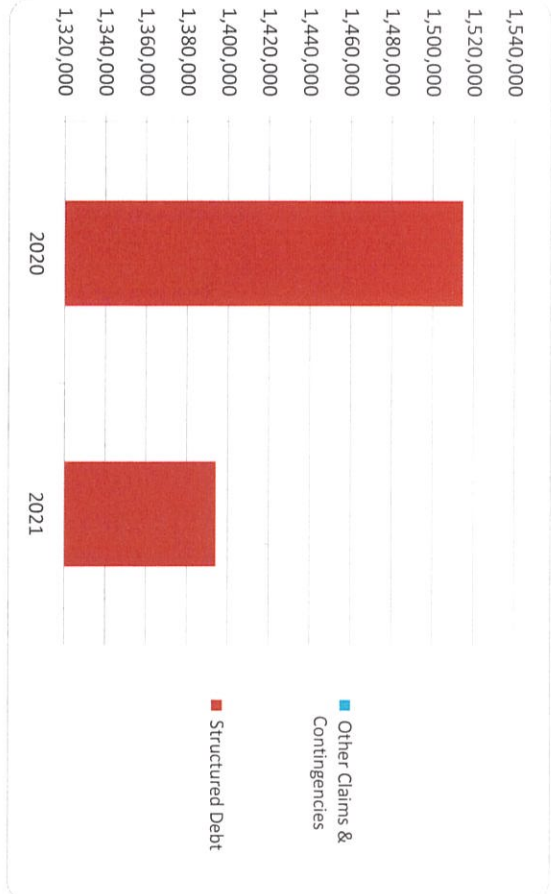
2. Retiree Health care funding status



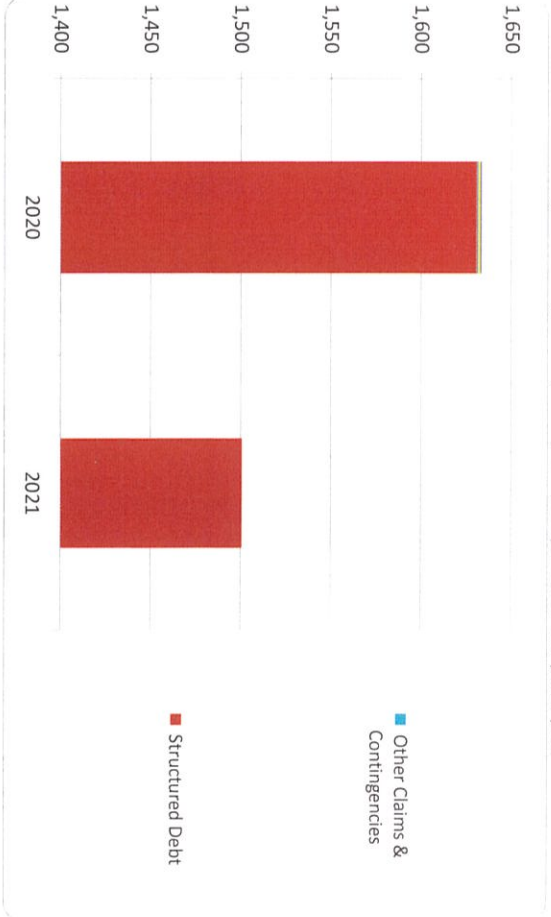
3. Percent funded - compared to the prior year



4. Long Term Debt obligations:



5. Debt & other long term obligations per capita - compared to the prior year



Commentary:

For more information on our unit's finances, contact at .

## Performance Dashboard

**Local Unit Name: Village of Hesperia**

**Local Unit Code: 64-3010**

	2020	2021	Trend	Performance
<b>Fiscal Stability</b>				
Annual General Fund expenditures per capita	\$374	\$411	↑ 9.9%	Negative
Fund Balance as % of annual General Fund expenditures	109.8%	96.9%	↓ 11.8%	Negative
Debt burden per capita	\$9	\$9	↑ 5.2%	Negative
Ratio of pensioners to employees	0.33	0.83	↑ 50.0%	Negative
Number of services delivered via cooperative venture	-	4	#DIV/0!	#DIV/0!
<b>Economic Strength</b>				
% of community with access to high speed broadband	100%	100%	→ 0.0%	Neutral
Average age of critical infrastructure (years)	16.2	18.0	↑ 11.2%	Negative
<b>Public Safety</b>				
Violent crimes per thousand	-	-		
Property crimes per thousand	-	-		
Traffic injuries or fatalities	-	-		
<b>Quality of Life</b>				
Miles of sidewalks and non-motorized paths/trails as a factor of total miles of local/major roads & streets	0.02	0.02	→ 0.0%	Neutral
Percent of General Fund expenditures committed to arts, culture and recreation	0.0%	5.5%		
Acres of parks per thousand residents	13.4	13.6	↑ 1.5%	Positive
Percent of community with access to curbside recycling	0%	0%		

# Debt Service Report

**Local Unit Name:** VILLAGE OF HESPERIA  
**Local Unit Code:** 64-3010  
**Current Fiscal Year End Date:** 3/31/2022

**Debt Name:** USDA WATER BOND  
**Issuance Date:** 8/1/2001  
**Issuance Amount:** \$918,000  
**Debt Instrument (or Type):** WATER BOND  
**Repayment Source(s):** WATER REVENUES

Years Ending	Principal	Interest	Total
2021	\$ -	\$ 12,983	\$ 12,983
2021	\$ 15,000	\$ 12,983	\$ 27,983
2022	\$ -	\$ 12,740	\$ 12,740
2022	\$ 16,000	\$ 12,740	\$ 28,740
2023	\$ -	\$ 12,480	\$ 12,480
2023	\$ 16,000	\$ 12,480	\$ 28,480
2024	\$ -	\$ 12,220	\$ 12,220
2024	\$ 17,000	\$ 12,220	\$ 29,220
2025	\$ -	\$ 11,943	\$ 11,943
2025	\$ 17,000	\$ 11,943	\$ 28,943
2026	\$ -	\$ 11,667	\$ 11,667
2026	\$ 18,000	\$ 11,667	\$ 29,667
2027	\$ -	\$ 11,375	\$ 11,375
2027	\$ 19,000	\$ 11,375	\$ 30,375
2028	\$ -	\$ 11,066	\$ 11,066
2028	\$ 19,000	\$ 11,066	\$ 30,066
2029	\$ -	\$ 10,757	\$ 10,757
2029	\$ 20,000	\$ 10,757	\$ 30,757
2030	\$ -	\$ 10,432	\$ 10,432
2030	\$ 20,000	\$ 10,432	\$ 30,432
2031	\$ -	\$ 10,107	\$ 10,107
2031	\$ 21,000	\$ 10,107	\$ 31,107
2032	\$ -	\$ 9,766	\$ 9,766
2032	\$ 22,000	\$ 9,766	\$ 31,766
2033	\$ -	\$ 9,408	\$ 9,408
2033	\$ 23,000	\$ 9,408	\$ 32,408
2034	\$ -	\$ 9,035	\$ 9,035
2034	\$ 23,000	\$ 9,035	\$ 32,035
2035	\$ -	\$ 8,661	\$ 8,661
2035	\$ 24,000	\$ 8,661	\$ 32,661
2036	\$ -	\$ 8,271	\$ 8,271
2036	\$ 25,000	\$ 8,271	\$ 33,271
2037	\$ -	\$ 7,865	\$ 7,865

# Debt Service Report

<b>Local Unit Name:</b>	VILLAGE OF HESPERIA
<b>Local Unit Code:</b>	64-3010
<b>Current Fiscal Year End Date:</b>	3/31/2022

2037	\$ 26,000	\$ 7,865	\$ 33,865
2038		\$ 7,442	\$ 7,442
2038	\$ 26,000	\$ 7,442	\$ 33,442
2039		\$ 7,020	\$ 7,020
2039	\$ 27,000	\$ 7,020	\$ 34,020
2040		\$ 6,581	\$ 6,581
2040	\$ 28,000	\$ 6,581	\$ 34,581
2041		\$ 6,126	\$ 6,126
2041	\$ 29,000	\$ 6,126	\$ 35,126
2042		\$ 5,655	\$ 5,655
2042	\$ 30,000	\$ 5,655	\$ 35,655
2043		\$ 5,167	\$ 5,167
2043	\$ 31,000	\$ 5,167	\$ 36,167
2044		\$ 4,663	\$ 4,663
2044	\$ 32,000	\$ 4,663	\$ 36,663
2045		\$ 4,143	\$ 4,143
2045	\$ 33,000	\$ 4,143	\$ 37,143
2046		\$ 3,607	\$ 3,607
2046	\$ 34,000	\$ 3,607	\$ 37,607
2047		\$ 3,055	\$ 3,055
2047	\$ 35,000	\$ 3,055	\$ 38,055
2048		\$ 2,486	\$ 2,486
2048	\$ 36,000	\$ 2,486	\$ 38,486
2049		\$ 1,901	\$ 1,901
2049	\$ 38,000	\$ 1,901	\$ 39,901
2050		\$ 1,283	\$ 1,283
2050	\$ 39,000	\$ 1,283	\$ 40,283
2051		\$ 650	\$ 650
2051	\$ 40,000	\$ 650	\$ 40,650
<b>Totals</b>	<b>\$ 799,000</b>	<b>\$ 481,110</b>	<b>\$ 1,280,110</b>

THIS WILL BE PAID OFF IN 2051

# Debt Service Report

**Local Unit Name:** VILLAGE OF HESPERIA  
**Local Unit Code:** 64-3010  
**Current Fiscal Year End Date:** 3/31/2022

**Debt Name:** SEWER LIFT STATION  
**Issuance Date:** 6/23/2005  
**Issuance Amount:** \$414,167  
**Debt Instrument (or Type):** BOND  
**Repayment Source(s):** SEWER REVENUES

Years Ending	Principal	Interest	Total
2021	\$ 20,000	\$ 886	\$ 20,886
2021		\$ 724	\$ 724
2022	\$ 20,000	\$ 724	\$ 20,724
2022		\$ 561	\$ 561
2023	\$ 20,000	\$ 561	\$ 20,561
2023		\$ 399	\$ 399
2024	25,000	399	25,399
2024		196	196
2025	\$ 24,167	\$ 196	\$ 24,363
<b>Totals</b>	<b>\$ 109,167</b>	<b>\$ 4,646</b>	<b>\$ 113,813</b>

THIS WILL BE PAID OFF IN 2025

# Projected Budget Report

Local Unit Name:  
 Local Unit Code:  
 Current Fiscal Year End Date:  
 Fund Name:

Village of Hesperia  
 64-3010  
 3/31/2022  
 GENERAL

REVENUES	Current Year	Percentage Change	Year 2 Budget	Assumptions
	Budget		2022/2023	
Property Taxes	205,000	1%	207,050	POSSIBLE SMALL INCREASE IN REVENUES
Other Taxes	25,000	1%	25,250	
State Revenue Sharing	106,540	1%	107,605	
Fines & Fees	100	1%	101	
Licenses & Permits	1,500	1%	1,515	
Interest Income	3,000	1%	3,030	
Grant Revenues				
Other Revenues	228,882	1%	231,170	
Interfund Transfers (In)				
<b>Total Revenues</b>	<b>570,022</b>		<b>575,721</b>	

EXPENDITURES	2021/2022		2022/2023	
	Budget	Percentage Change	Budget	Assumptions
General Government	174,522	1%	176,267	ANTICIPATE EXPENDITURES WILL INCREASE
Police and Fire	231,200	1%	233,512	
Roads	10,412	1%	10,516	
Other Public Works	40,785	1%	41,193	
Recreation & Culture	69,900	1%	70,599	
Capital Outlay	43,203	1%		
<b>Total Expenditures</b>	<b>570,022</b>		<b>532,137</b>	

OUR FUND BALANCE IS HEALTHY PER ANNUAL AUDITORS.