


City, Village, and Township Revenue Sharing and County Incentive Program Certification

Issued under authority of 2020 Public Act 166. Filing is mandatory to qualify for payments.

Each city/village/township/county applying for City, Village, and Township Revenue Sharing or County Incentive Program payments must:

1. Certify to the Michigan Department of Treasury (Treasury) that the local unit listed below has produced and made available to the public a Citizen's Guide, a Performance Dashboard, a Debt Service Report, and a Projected Budget Report as required by 2020 Public Act 166. The local unit must include in any mailing of general information to its citizens, the Internet website address or the physical location where all the documents are available for public viewing in the clerk's office.
2. Submit to Treasury a Citizen's Guide, a Performance Dashboard, a Debt Service Report, and a Projected Budget Report.

This certification, along with a Citizen's Guide, a Performance Dashboard, a Debt Service Report, and a Projected Budget Report, **must be received by December 1, 2020**, (or the first day of a payment month) in order to qualify for that month's payment. Postmark dates will not be considered. For questions, call 517-335-7484.

PART 1: LOCAL UNIT INFORMATION			
Local Unit Name VILLAGE OF HESPERIA		Local Unit County Name OCEANA/NEWAYGO	
Local Unit Code 64-3010		Contact E-Mail Address HESPERIACLERK@FRONTIER.COM	
Contact Name VICKI BURRELL	Contact Title VILLAGE CLERK	Contact Telephone Number (231) 854-6205	Extension
Website Address, if reports are available online HESPERIAVILLAGE.COM		Current Fiscal Year End Date 03/31/ 2021	
PART 2: CITIZEN'S GUIDE			
Check any of the following that apply:			
<input type="checkbox"/> The local unit has elected to use Treasury's online Citizen's Guide to comply with the legislative requirements. Therefore, a copy of the Citizen's Guide will not be submitted to Treasury.			
<input checked="" type="checkbox"/> The local unit does not have any unfunded liabilities (pensions or other postemployment benefits (OPEB)).			
PART 3: CERTIFICATION			
<i>In accordance with 2020 Public Act 166, the undersigned hereby certifies to Treasury that the above mentioned local unit 1) has produced a Citizen's Guide, a Performance Dashboard, a Debt Service Report, and a Projected Budget Report and 2) will include in any mailing of general information to our citizens, the Internet website address or the physical location where all the documents are available for public viewing in the clerk's office. The Citizen's Guide, Performance Dashboard, Debt Service Report, and Projected Budget Report are attached to this signed certification, unless otherwise noted in Part 2.</i>			
Chief Administrative Officer Signature (as defined in MCL 141.422b) 		Printed Name of Chief Administrative Officer (as defined in MCL 141.422b) MIKE FARBER	
Title VILLAGE PRESIDENT		Date November 24, 2020	

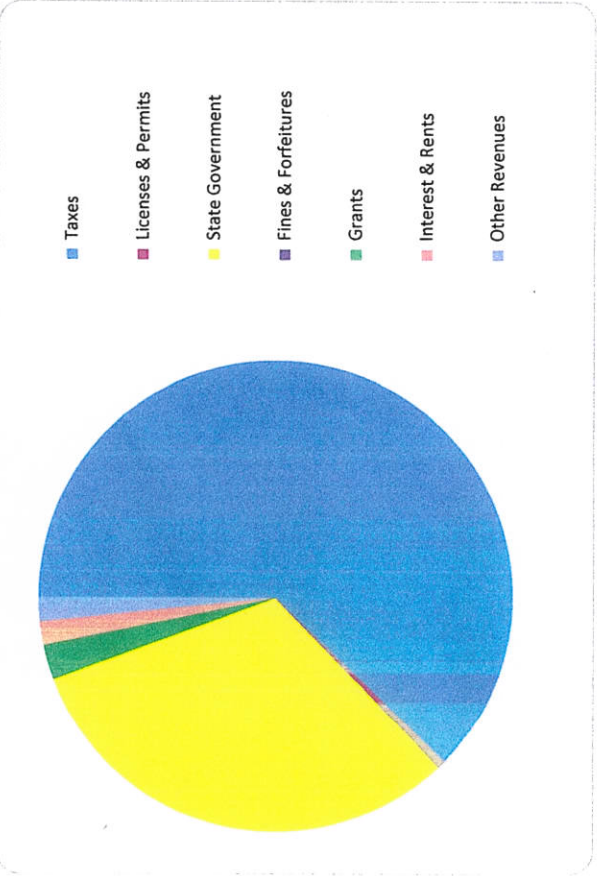
Completed and signed form (including required attachments) should be e-mailed to: TreasRevenueSharing@michigan.gov. If you are unable to submit via e-mail, fax to 517-335-3298 or mail the completed form and required attachments to:

Michigan Department of Treasury
Revenue Sharing and Grants Division
PO Box 30722
Lansing MI 48909

TREASURY USE ONLY		
CVTRS/CIP Eligible Y N	Certification Received	Citizen's Guide Received
Performance Dashboard Received	Debt Service Report Received	Projected Budget Report Received
Final Certification	CVTRS/CIP Notes	

CITIZEN'S GUIDE TO LOCAL UNIT FINANCES - VILLAGE OF HESPERIA (64-3010)

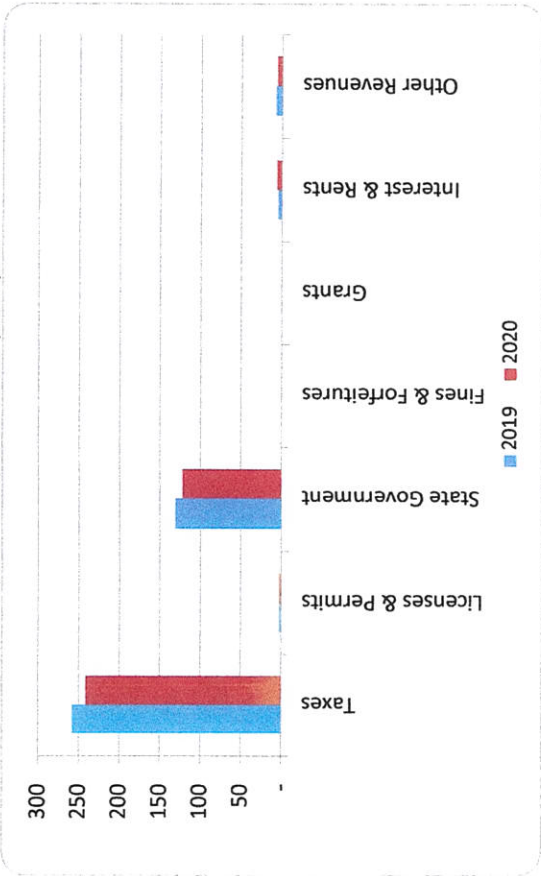
1. Where our money comes from (all governmental funds)



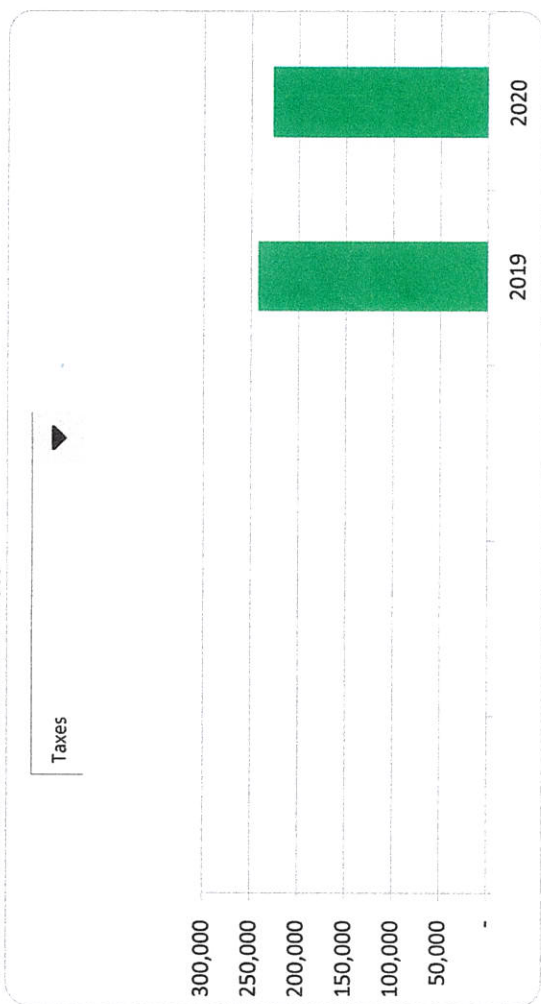
2. Compared to the prior year

	2019	2020	% change
Taxes	\$ 242,868	\$ 227,277	-6.42%
Licenses & Permits	1,926	1,921	-0.26%
Federal Government	-	-	N/A
State Government	123,093	114,418	-7.05%
Local Contributions	-	-	N/A
Charges for Services	-	-	N/A
Fines & Forfeitures	444	2	-99.55%
Interest & Rents	4,200	5,912	40.76%
Other Revenues	7,247	6,028	-16.82%
Total Revenues	\$ 379,778	\$ 355,558	-6.38%

3. Revenue sources per capita - compared to the prior year



4. Historical trends of individual sources



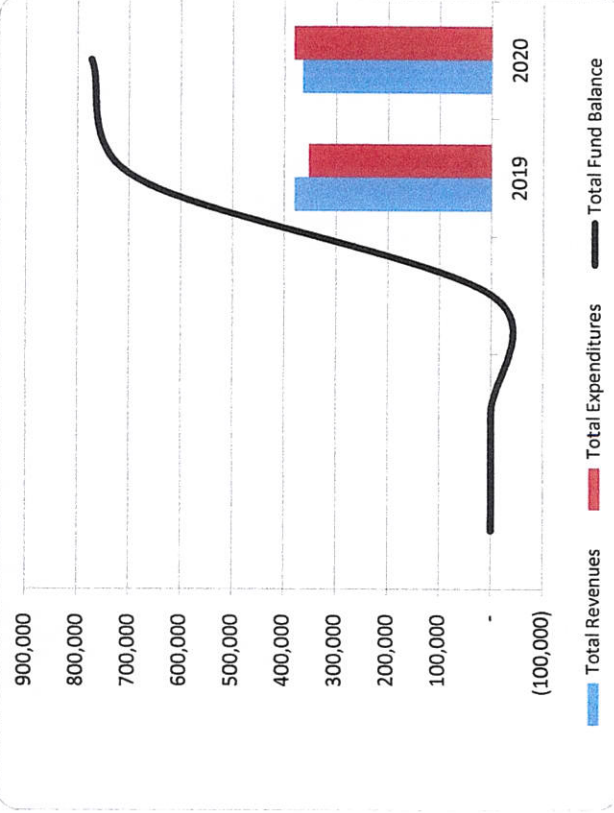
Commentary:

For more information on our unit's finances, contact VICKI BURRELL at 231-854-6205.

CITIZEN'S GUIDE TO LOCAL UNIT FINANCES - VILLAGE OF HESPERIA (64-3010)

FINANCIAL POSITION

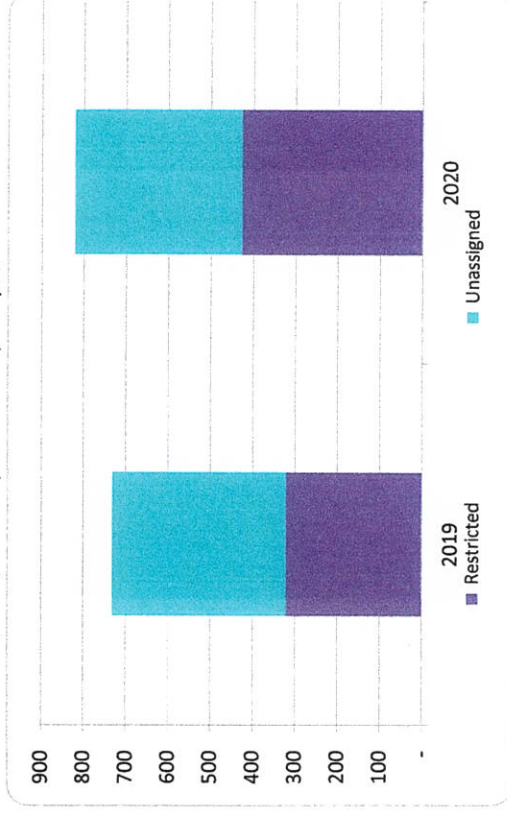
1. How have we managed our governmental fund resources (fund balance)?



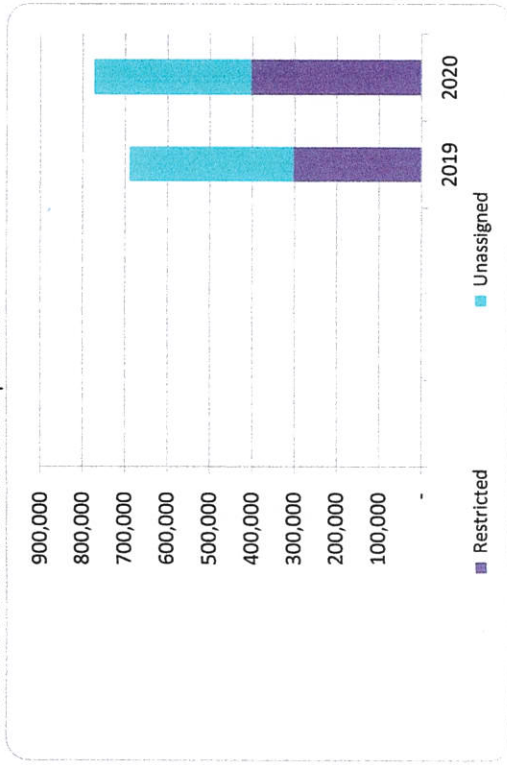
2. Compared to the prior year

	2019	2020	% change
Revenue	379,778	364,446	-4.04%
Expenditures	352,730	380,565	7.89%
Surplus (shortfall)	27,048	(16,119)	-159.59%
Fund balance, by component:			
Nonspendable	-	-	N/A
Restricted	301,703	401,868	33.20%
Committed	-	-	N/A
Assigned	-	401,868	N/A
Unassigned	387,455	371,338	-4.16%
total fund balance	689,158	1,175,074	70.51%

3. Fund balance per capita - compared to the prior year



4. Historical trends of individual components

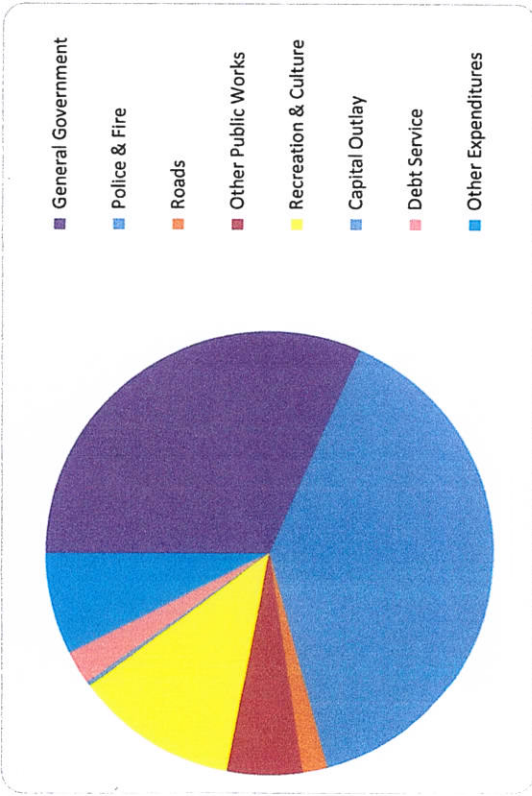


Commentary:

For more information on our unit's finances, contact VICKI BURRELL at 231-854-6205.

CITIZEN'S GUIDE TO LOCAL UNIT FINANCES - VILLAGE OF HESPERIA (64-3010)

1. Where we spend our money (all governmental funds)

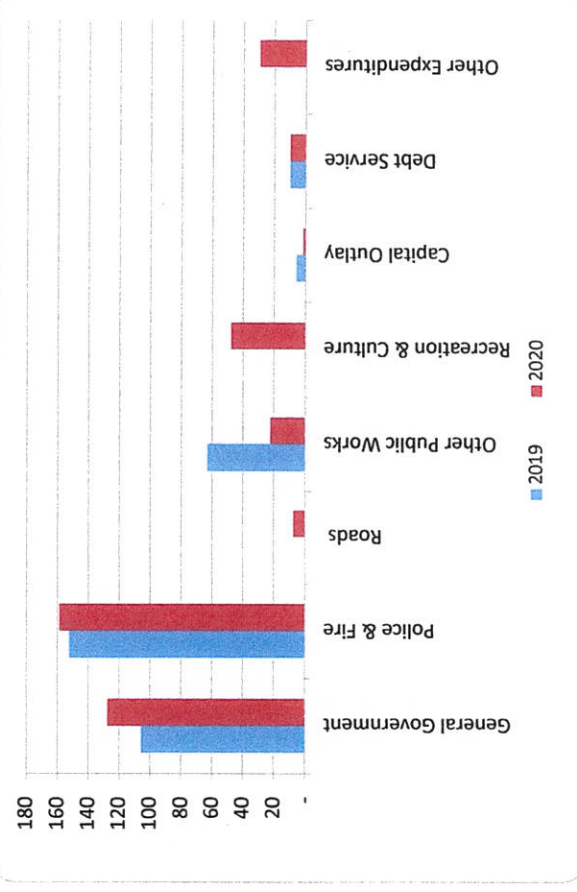


2. Compared to the prior year

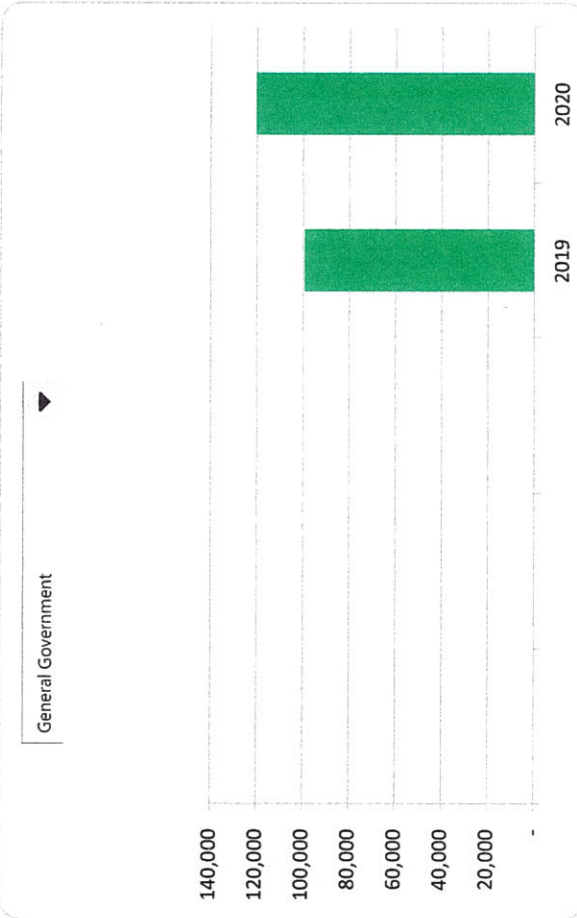
	2019	2020	% change
General Government	\$ 99,328	\$ 120,258	21.07%
Police & Fire	143,356	149,232	4.10%
Other Public Safety	-	-	N/A
Roads	-	6,786	N/A
Other Public Works	59,119	20,778	-64.85%
Health & Welfare	-	-	N/A
Community/Econ. Development	-	-	N/A
Recreation & Culture	#REF!	44,963	#REF!
Capital Outlay	5,360	1,230	-77.05%
Debt Service	9,312	9,312	0.00%
Other Expenditures	-	28,006	N/A
Total Expenditures	#REF!	\$ 380,565	#REF!

EXPENDITURES

3. Spending per capita - compared to the prior year



4. Historical trends of individual departments:



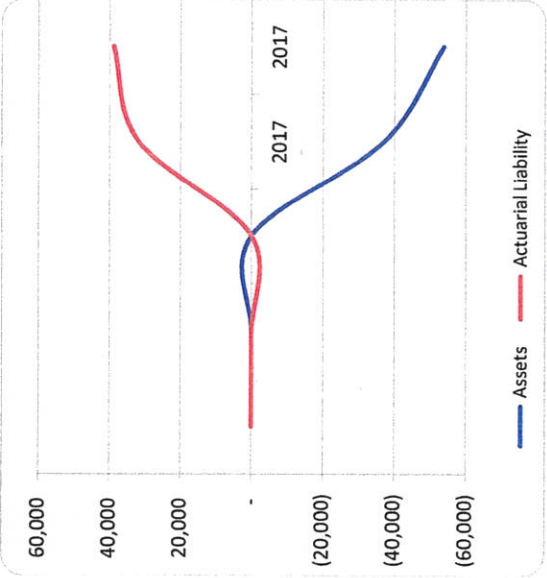
Commentary:

For more information on our unit's finances, contact VICKI BURRELL at 231-854-6205.


CITIZEN'S GUIDE TO LOCAL UNIT FINANCES - VILLAGE OF HESPERIA (64-3010)

OTHER LONG TERM OBLIGATIONS

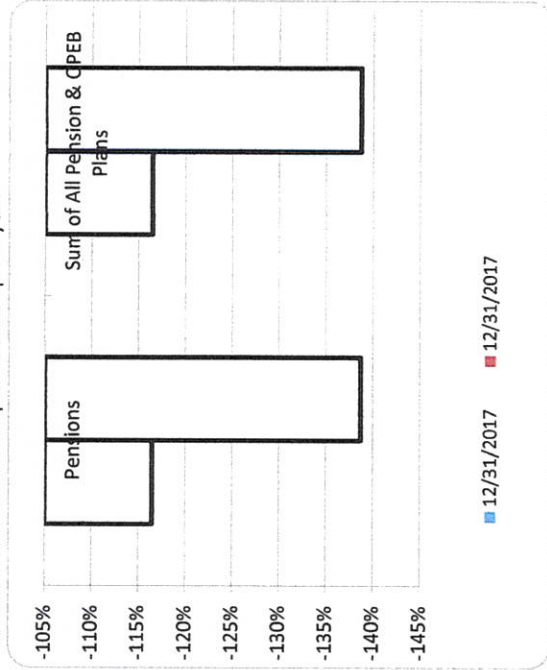
1. Pension funding status



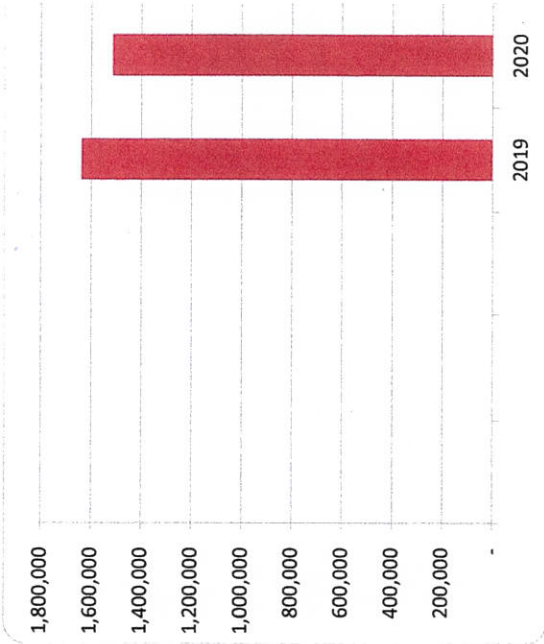
2. Retiree Health care funding status



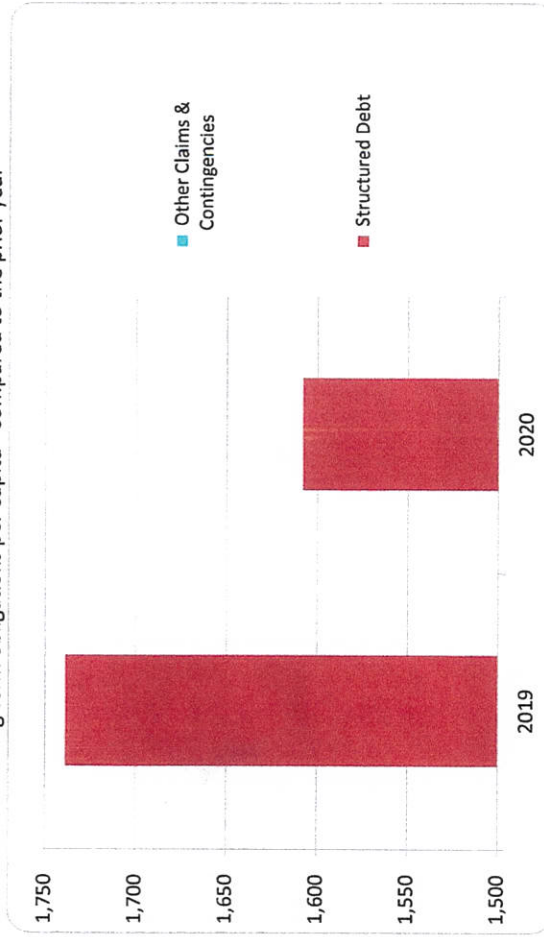
3. Percent funded - compared to the prior year



4. Long Term Debt obligations:



5. Debt & other long term obligations per capita - compared to the prior year



Commentary:

For more information on our unit's finances, contact VICKI BURRELL at 231-854-6205.

Performance Dashboard

Local Unit Name: VILLAGE OF HESPERIA
Local Unit Code: 64-3010

	2019	2020	Trend	Performance
Fiscal Stability				
Annual General Fund expenditures per capita	\$510	\$399	↓-21.8%	Positive
Fund Balance as % of annual General Fund expenditures	143.5%	203.2%	↑41.6%	Positive
Unfunded pension & OPEB liability, as a % of annual General Fund revenue	Overfunded	Overfunded	#VALUE!	#VALUE!
Debt burden per capita	\$1,748	\$1,588	↓-9.2%	Positive
Percentage of road funding provided by the General Fund	0.0%	0.0%	#DIV/0!	#DIV/0!
Ratio of pensioners to employees	-	-	#DIV/0!	#DIV/0!
Number of services delivered via cooperative venture	4	4	→ 0.0%	Neutral
Economic Strength				
% of community with access to high speed broadband	100%	100%	→ 0.0%	Neutral
% of community age 25+ with Bachelor's degree or higher	12%	12%	→-0.7%	Neutral
Average age of critical infrastructure (years)	-	-	#DIV/0!	#DIV/0!
Public Safety				
Violent crimes per thousand	-	-	#DIV/0!	#DIV/0!
Property crimes per thousand	2	3	↑48.1%	Negative
Traffic injuries or fatalities	-	-	#DIV/0!	#DIV/0!
Quality of Life				
Miles of sidewalks and non-motorized paths/trails as a factor of total miles of local/major roads & streets	11.00	11.00	→ 0.0%	Neutral
Percent of General Fund expenditures committed to arts, culture and recreation	6.6%	11.8%	↑79.9%	Neutral
Acres of parks per thousand residents	13.4	13.2	↓-1.3%	Negative
Percent of community being provided with curbside recycling	0%	0%	#DIV/0!	#DIV/0!

Debt Service Report

Local Unit Name: VILLAGE OF HESPERIA
Local Unit Code: 64-3010
Current Fiscal Year End Date: 3/31/2022

Debt Name: USDA WATER BOND
Issuance Date: 8/1/2001
Issuance Amount: \$918,000
Debt Instrument (or Type): WATER BOND
Repayment Source(s): WATER REVENUES

Years Ending	Principal	Interest	Total
2019	\$	\$ 13,455	\$ 13,455
2019	\$ 14,000	\$ 13,455	\$ 27,455
2020	\$	\$ 13,227	\$ 13,227
2020	\$ 15,000	\$ 13,227	\$ 28,227
2021	\$	\$ 12,983	\$ 12,983
2021	\$ 15,000	\$ 12,983	\$ 27,983
2022	\$	\$ 12,740	\$ 12,740
2022	\$ 16,000	\$ 12,740	\$ 28,740
2023	\$	\$ 12,480	\$ 12,480
2023	\$ 16,000	\$ 12,480	\$ 28,480
2024	\$	\$ 12,220	\$ 12,220
2024	\$ 17,000	\$ 12,220	\$ 29,220
2025	\$	\$ 11,943	\$ 11,943
2025	\$ 17,000	\$ 11,943	\$ 28,943
2026	\$	\$ 11,667	\$ 11,667
2026	\$ 18,000	\$ 11,667	\$ 29,667
2027	\$	\$ 11,375	\$ 11,375
2027	\$ 19,000	\$ 11,375	\$ 30,375
2028	\$	\$ 11,066	\$ 11,066
2028	\$ 19,000	\$ 11,066	\$ 30,066
2029	\$	\$ 10,757	\$ 10,757
2029	\$ 20,000	\$ 10,757	\$ 30,757
2030	\$	\$ 10,432	\$ 10,432
2030	\$ 20,000	\$ 10,432	\$ 30,432
2031	\$	\$ 10,107	\$ 10,107
2031	\$ 21,000	\$ 10,107	\$ 31,107
2032	\$	\$ 9,766	\$ 9,766
2032	\$ 22,000	\$ 9,766	\$ 31,766
2033	\$	\$ 9,408	\$ 9,408
2033	\$ 23,000	\$ 9,408	\$ 32,408
2034	\$	\$ 9,035	\$ 9,035
2034	\$ 23,000	\$ 9,035	\$ 32,035
2035	\$	\$ 8,661	\$ 8,661

2035	\$	24,000	\$	8,661	\$	32,661
2036	\$		\$	8,271	\$	8,271
2036	\$	25,000	\$	8,271	\$	33,271
2037	\$		\$	7,865	\$	7,865
2037	\$	26,000	\$	7,865	\$	33,865
2038	\$		\$	7,442	\$	7,442
2038	\$	26,000	\$	7,442	\$	33,442
2039	\$		\$	7,020	\$	7,020
2039	\$	27,000	\$	7,020	\$	34,020
2040	\$		\$	6,581	\$	6,581
2040	\$	28,000	\$	6,581	\$	34,581
2041	\$		\$	6,126	\$	6,126
2041	\$	29,000	\$	6,126	\$	35,126
2042	\$		\$	5,655	\$	5,655
2042	\$	30,000	\$	5,655	\$	35,655
2043	\$		\$	5,167	\$	5,167
2043	\$	31,000	\$	5,167	\$	36,167
2044	\$		\$	4,663	\$	4,663
2044	\$	32,000	\$	4,663	\$	36,663
2045	\$		\$	4,143	\$	4,143
2045	\$	33,000	\$	4,143	\$	37,143
2046	\$		\$	3,607	\$	3,607
2046	\$	34,000	\$	3,607	\$	37,607
2047	\$		\$	3,055	\$	3,055
2047	\$	35,000	\$	3,055	\$	38,055
2048	\$		\$	2,486	\$	2,486
2048	\$	36,000	\$	2,486	\$	38,486
2049	\$		\$	1,901	\$	1,901
2049	\$	38,000	\$	1,901	\$	39,901
2050	\$		\$	1,283	\$	1,283
2050	\$	39,000	\$	1,283	\$	40,283
2051	\$		\$	650	\$	650
2051	\$	40,000	\$	650	\$	40,650
	\$		\$		\$	-
Totals	\$	828,000	\$	534,474	\$	1,362,474

THIS WILL BE PAID OFF IN 2051

Debt Service Report

Local Unit Name: VILLAGE OF HESPERIA
Local Unit Code: 64-3010
Current Fiscal Year End Date: 3/31/2022

Debt Name: SEWER LIFT STATION
Issuance Date: 6/23/2005
Issuance Amount: \$414,167
Debt Instrument (or Type): BOND
Repayment Source(s): SEWER REVENUES

Years Ending	Principal	Interest	Total
2019	\$	\$ 1,049	\$ 1,049
2020	\$ 20,000	\$ 1,049	\$ 21,049
2020	\$	\$ 886	\$ 886
2021	\$ 20,000	\$ 886	\$ 20,886
2021	\$	\$ 724	\$ 724
2022	\$ 20,000	\$ 724	\$ 20,724
2022	\$	\$ 561	\$ 561
2023	\$ 20,000	\$ 561	\$ 20,561
2023	\$	\$ 399	\$ 399
2024	\$ 25,000	\$ 399	\$ 25,399
2024	\$	\$ 196	\$ 196
2025	\$ 24,167	\$ 196	\$ 24,363
TOTAL	129,167	7,630	136,797

THIS WILL BE PAID OFF IN 2025

Debt Service Report

Local Unit Name: VILLAGE OF HESPERIA
Local Unit Code: 64-3010
Current Fiscal Year End Date: 3/31/2022

Debt Name: OCEANA COUNTY DRAIN
Issuance Date: 1/1/2001
Issuance Amount: \$142,610
Debt Instrument (or Type): BOND
Repayment Source(s): MAJOR AND LOCAL STREETS

Years Ending	Principal	Interest	Total
2019	\$ 7,130	\$ 748	\$ 7,878
2020	\$ 7,130	\$ 375	\$ 7,505
TOTAL	14,260	1,123	15,383

THIS WILL BE PAID OFF IN 2020

Projected Budget Report

VILLAGE OF HESPERIA
 64-0310
 3/31/2021
 GENERAL

Local Unit Name:
 Local Unit Code:
 Current Fiscal Year End Date:
 Fund Name:

REVENUES	Current Year Budget	Percentage Change	Year 2 Budget	Assumptions	
	2020/2021		2021,2022		
Property Taxes	\$ 199,500	1 %	\$ 201,495	POSSIBLE SMALL INCREASE IN REVENUES	
Other Taxes	\$ 24,440	1 %	\$ 24,684		
State Revenue Sharing	\$ 107,316	1 %	\$ 108,389		
Fines & Fees	\$ 100	1 %	\$ 101		
Licenses & Permits	\$ 100	1 %	\$ 101		
Interest Income	\$ -	%	\$ -		
Grant Revenues	\$ -	%	\$ -		
Other Revenues	\$ 246,726	1 %	\$ 249,193		
Interfund Transfers (In)	\$ -	%	\$ -		
Total Revenues	\$ 578,282		\$ 584,065		
EXPENDITURES					
General Government	\$ 250,725	1 %	\$ 253,232		ANTICIPATE EXPENDITURES TO INCREASE
Police and Fire	\$ 224,957	1 %	\$ 227,207		
Roads	\$ 7,925	1 %	\$ 8,004		
Recreation & Culture	\$ 62,700	1 %	\$ 63,327		
Capital Outlay	\$ 31,975	1 %	\$ 32,295		
Total Expenditures	\$ 578,282		\$ 584,065		
Net Revenues (Expenditures)	\$ 578,282		\$ 584,065		

OUR FUND BALANCE IS HEALTHY. DUE TO COVID WE ARE HOLDING OFF ON SOME PROJECTS.