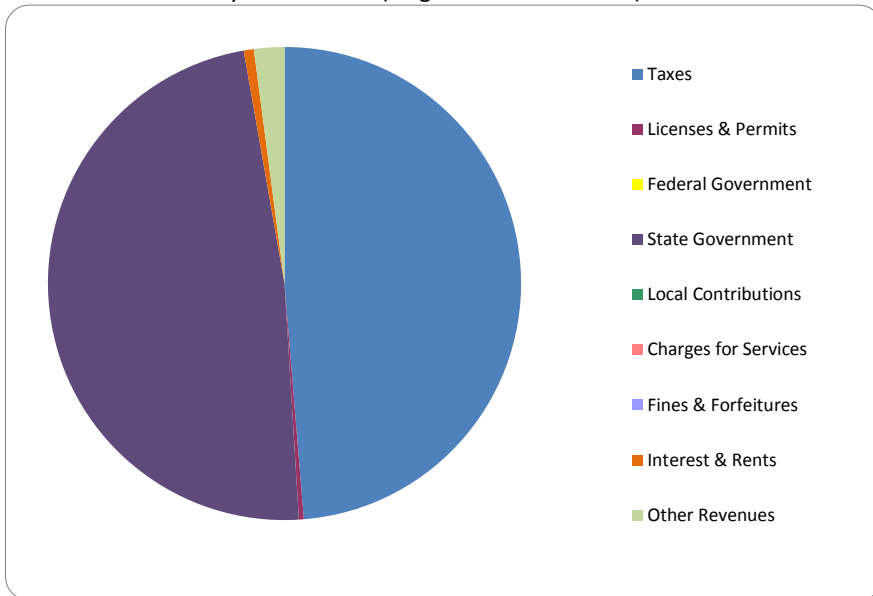


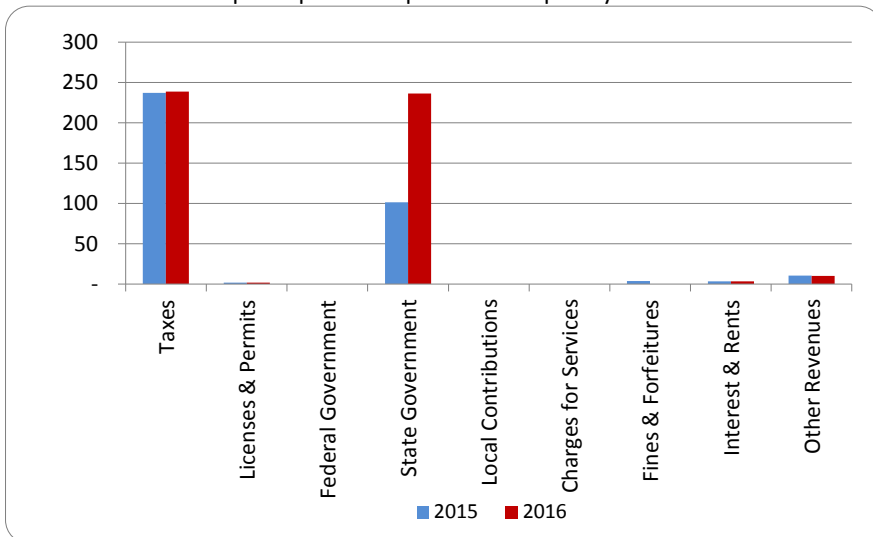
1. Where our money comes from (all governmental funds)



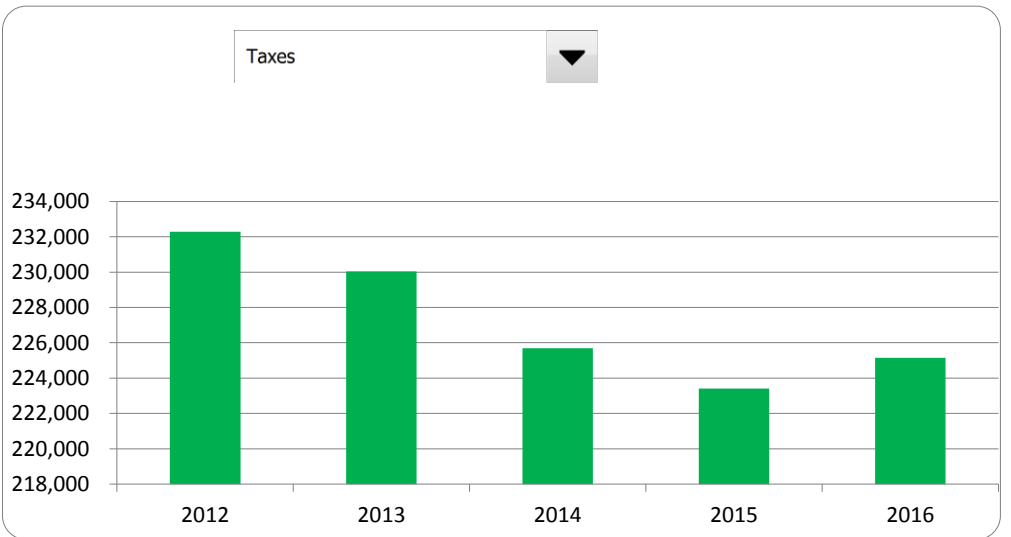
2. Compared to the prior year

	2015	2016	% change
Taxes	\$ 223,407	\$ 225,157	0.78%
Licenses & Permits	1,624	1,549	-4.62%
Federal Government	-	-	N/A
State Government	95,551	222,887	133.26%
Local Contributions	-	-	N/A
Charges for Services	-	-	N/A
Fines & Forfeitures	3,357	-	-100.00%
Interest & Rents	3,284	3,185	-3.01%
Other Revenues	9,835	9,594	-2.45%
Total Revenues	\$ 337,058	\$ 462,372	37.18%

3. Revenue sources per capita - compared to the prior year



4. Historical trends of individual sources



Commentary:

For more information on our unit's finances, contact Peggy Miller at 231-854-6205.