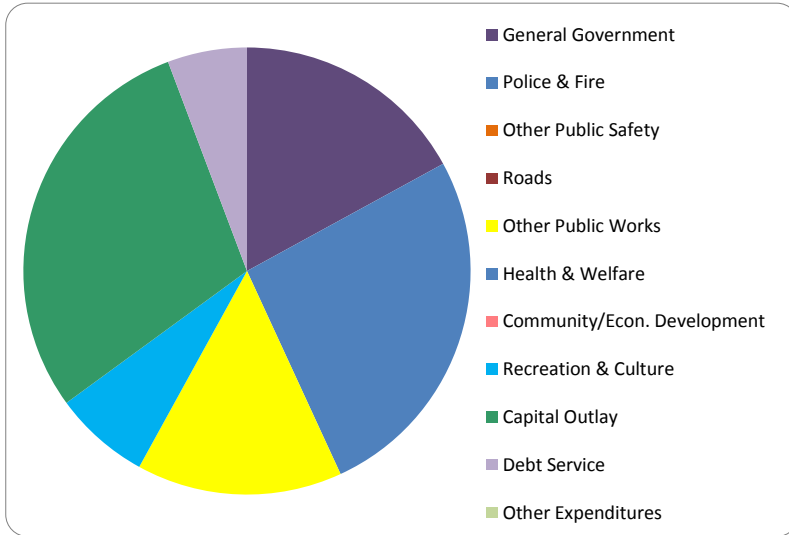


CITIZEN'S GUIDE TO LOCAL UNIT FINANCES - Peggy Miller (64-3010)

EXPENDITURES

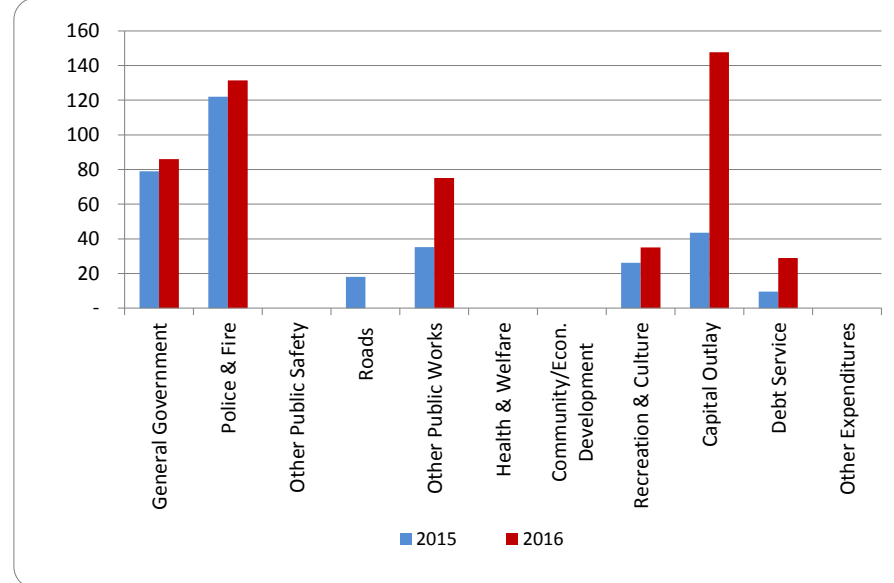
1. Where we spend our money (all governmental funds)



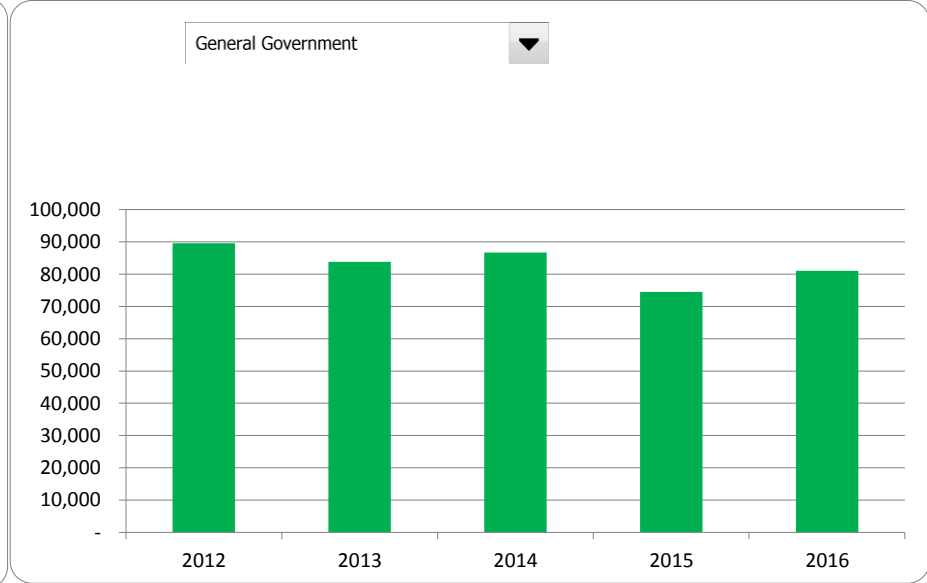
2. Compared to the prior year

	2015	2016	% change
General Government	\$ 74,518	\$ 81,023	8.73%
Police & Fire	115,146	124,026	7.71%
Other Public Safety	-	-	N/A
Roads	17,068	-	-100.00%
Other Public Works	33,227	70,754	112.94%
Health & Welfare	-	-	N/A
Community/Econ. Development	-	-	N/A
Recreation & Culture	24,678	33,068	34.00%
Capital Outlay	41,122	139,293	238.73%
Debt Service	8,997	27,317	203.62%
Other Expenditures	-	-	N/A
Total Expenditures	\$ 314,756	\$ 475,481	51.06%

3. Spending per capita - compared to the prior year



4. Historical trends of individual departments:



Commentary:

For more information on our unit's finances, contact Peggy Miller at 231-854-6205.