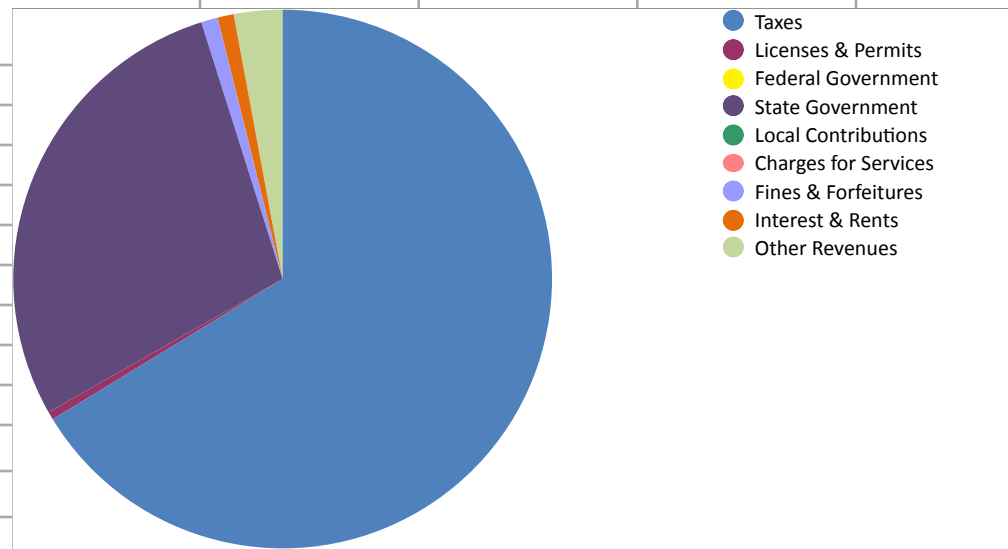


DATA INPUT PAGE FOR CITIZEN'S GUIDE TO LOCAL UNIT FINANCES									
Local Unit Name:		Village of Hesperia							
Local Unit Code:		64-3010							
						Per capita information			
		<u>2011</u>	<u>2012</u>	<u>2013</u>	<u>2014</u>	<u>2015</u>	<u>2014</u>	<u>2015</u>	
Statement of Revenues & Expenditures - All governmental funds									
Revenues									
	Taxes	248,867	232,289	230,037	225,700	223,407	239	237	
	Licenses & Permits		30	1,783	2,080	1,624	2	2	
	Federal Government	353,535					- 0	- 0	
	State Government	182,573	174,667	171,717	186,103	95,551	197	101	
	Local Contributions						- 0	- 0	
	Charges for Services	4,458	23,114	3,996	3,996		4	- 0	
	Fines & Forfeitures		881	427	443	3,357	0	4	
	Interest & Rents	14,788	737	39,330	24,628	3,284	26	3	
	Other Revenues	44,169	26,608	25,914	4,276	9,835	5	10	
	Total Revenues	848,390	458,326	473,204	447,226	337,058	474	357	
Expenditures									
	General Government	100,969	89,549	83,774	86,682	74,518	92	79	
	Police & Fire	119,886	130,552	121,409	113,643	115,146	121	122	
	Other Public Safety						- 0	- 0	
	Public Works & Infrastructure					17,068			
	Roads		27,373	40,946	24,329		26	- 0	
	Other Public Works	341,414	90,131	52,915	63,082	33,227	67	35	
	Health & Welfare						- 0	- 0	
	Community/Econ. Development						- 0	- 0	
	Recreation & Culture	62,266	23,918	21,072	20,735	24,678	22	26	
	Capital Outlay	53,007	24,545		77,758	41,122	82	44	
	Debt Service	21,441	10,875	10,510	16,128	8,997	17	10	
	Other Expenditures	13,695		14,903	2,995		3	- 0	
	Total Expenditures	712,678	396,943	345,529	405,352	314,756	430	334	
	Surplus (Shortfall)	135,712	61,383	127,675	41,874	22,302	44	24	
Financial Position - All governmental funds									
	Nonspendable						- 0	- 0	
	Restricted					199,382	- 0	211	
	Committed		88,461				- 0	- 0	
	Assigned			118,474	150,872		160	- 0	
	Unassigned	191,032		261,618	312,886	348,990	332	370	
	Total Fund Balance	191,032	88,461	380,092	463,758	548,372	492	582	
Liabilities not counted on a modified-accrual basis									
Pensions									
	Date of actuarial valuation:	12/31/14							
	Assets						57,807		
	Actuarial Liability						52,195		
	Unfunded (Overfunded)	- 0	- 0	- 0	- 0	(5,612)	- 0	(6)	
	Percent funded						0%		
OPEB									
	Date of actuarial valuation:								
	Assets								
	Actuarial Liability								
	Unfunded	- 0	- 0	- 0	- 0	- 0	- 0	- 0	
	Percent funded								
Sum of All Pension & OPEB Plans									
	Assets	- 0	- 0	- 0	- 0	57,807			
	Actuarial Liability	- 0	- 0	- 0	- 0	52,195			
	Unfunded	- 0	- 0	- 0	- 0	(5,612)	- 0	(6)	
	Percent funded						111%		
Debt									
	Bonds & Contracts Payable						1,151,175		
	Capital Leases						15,525		
	Other Contractual Debt								
	Structured Debt	- 0	- 0	- 0	- 0	1,166,700	- 0	1,237	
	Employee Compensated Absences							- 0	- 0
	Landfill Closure & Postclosure Care							- 0	- 0
	Uninsured Losses							- 0	- 0
	Other Claims & Contingencies							- 0	- 0
	Total Long Term Debt (Excluding Pension & OPEB)	- 0	- 0	- 0	- 0	1,166,700	- 0	1,237	
Population Information									
		943					943		
Contact Information									
	Contact Name:	Peggy Miller							
	Contact Phone Number:	231-854-6205							
Graph data									
Revenue:	1	<u>2011</u>	<u>2012</u>	<u>2013</u>	<u>2014</u>	<u>2015</u>			
	Taxes	248,867	232,289	230,037	225,700	223,407			
Expenditur	1								
	General Government	100,969	89,549	83,774	86,682	74,518			

CITIZEN'S GUIDE TO LOCAL UNIT FINANCES - Village of Hesperia (64-3010)

REVENUES

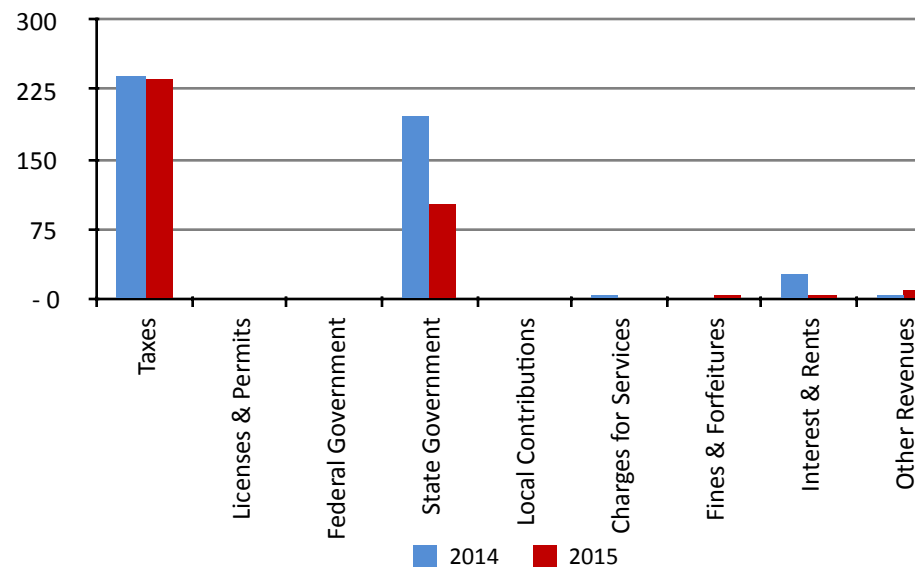
1. Where our money comes from (all governmental funds)



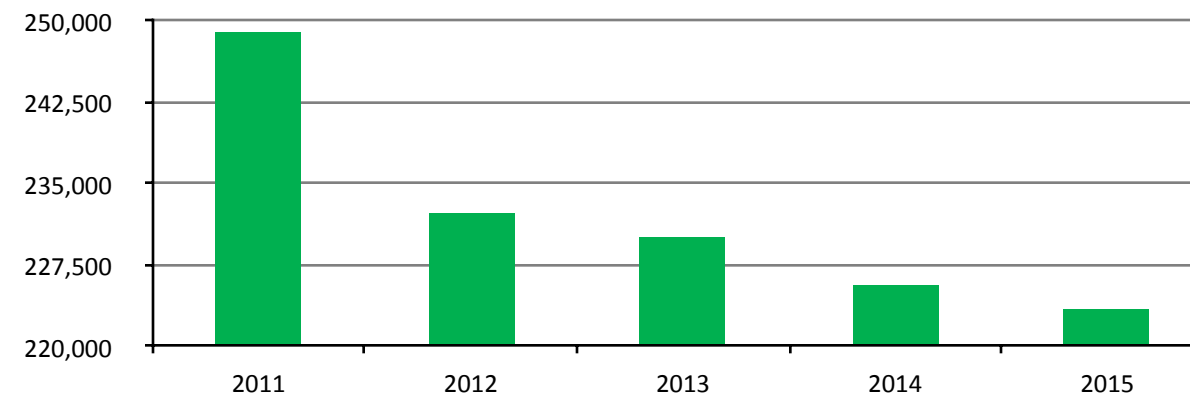
2. Compared to the prior year

	<u>2014</u>	<u>2015</u>	<u>% change</u>
Taxes	\$ 225,700	\$ 223,407	-1.02%
Licenses & Permits	2,080	1,624	-21.92%
Federal Government	- 0	- 0	N/A
State Government	186,103	95,551	-48.66%
Local Contributions	- 0	- 0	N/A
Charges for Services	3,996	- 0	-100.00%
Fines & Forfeitures	443	3,357	657.79%
Interest & Rents	24,628	3,284	-86.67%
Other Revenues	4,276	9,835	130.00%
Total Revenues	\$ 447,226	\$ 337,058	-24.63%

3. Revenue sources per capita - compared to the prior year



4. Historical trends of individual sources



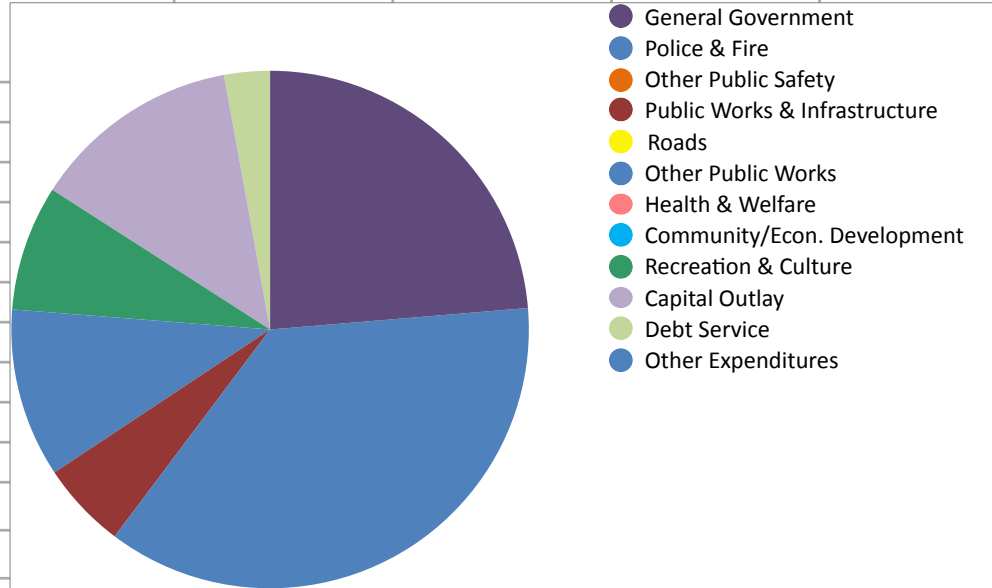
Commentary:

For more information on our unit's finances, contact Peggy Miller at 231-854-6205.

CITIZEN'S GUIDE TO LOCAL UNIT FINANCES - Village of Hesperia (64-3010)

EXPENDITURES

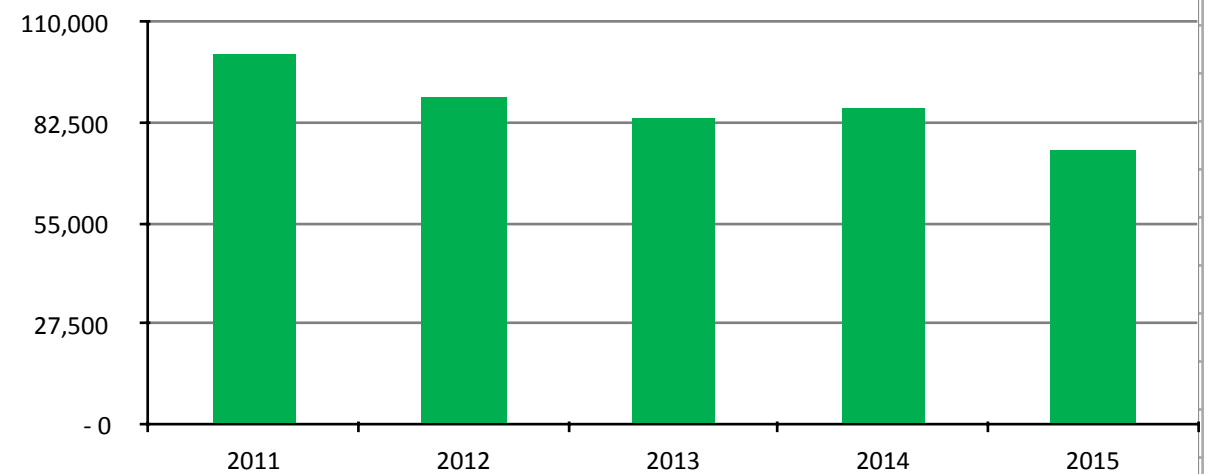
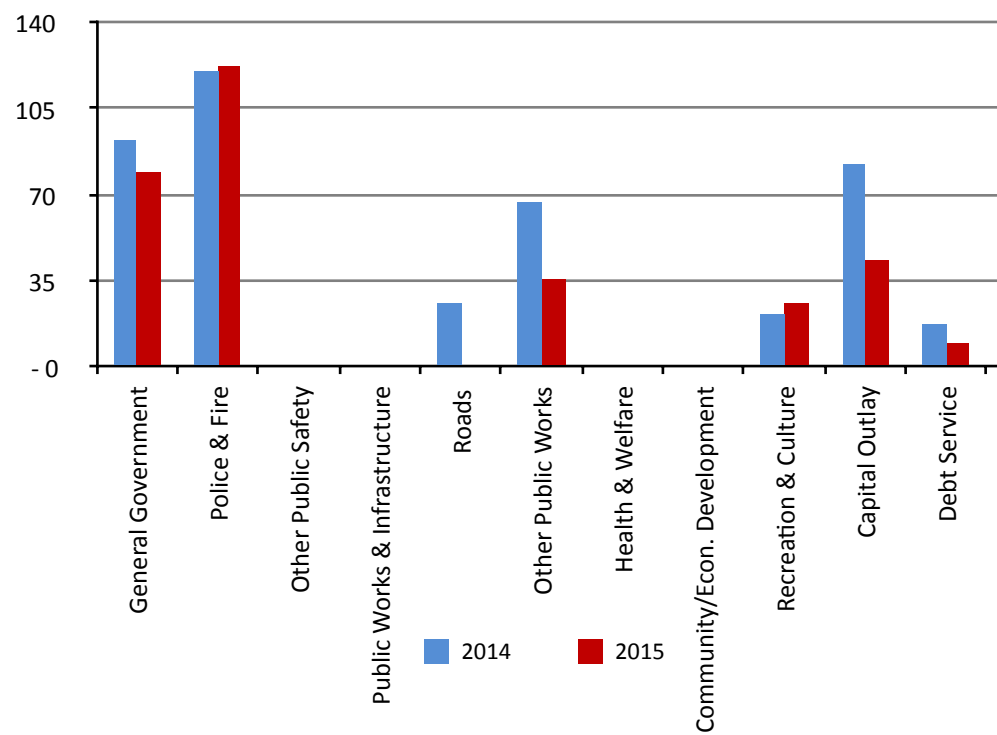
1. Where we spend our money (all governmental funds)



2. Compared to the prior year

	2014	2015	% change
General Government	\$ 86,682	\$ 74,518	-14.03%
Police & Fire	113,643	115,146	1.32%
Other Public Safety	- 0	- 0	N/A
Roads	24,329	- 0	-100.00%
Other Public Works	63,082	33,227	-47.33%
Health & Welfare	- 0	- 0	N/A
Community/Econ. Development	- 0	- 0	N/A
Recreation & Culture	20,735	24,678	19.02%
Capital Outlay	77,758	41,122	-47.12%
Debt Service	16,128	8,997	-44.22%
Other Expenditures	2,995	- 0	-100.00%
Total Expenditures	\$ 405,352	\$ 297,688	-26.56%

4. Historical trends of individual departments:

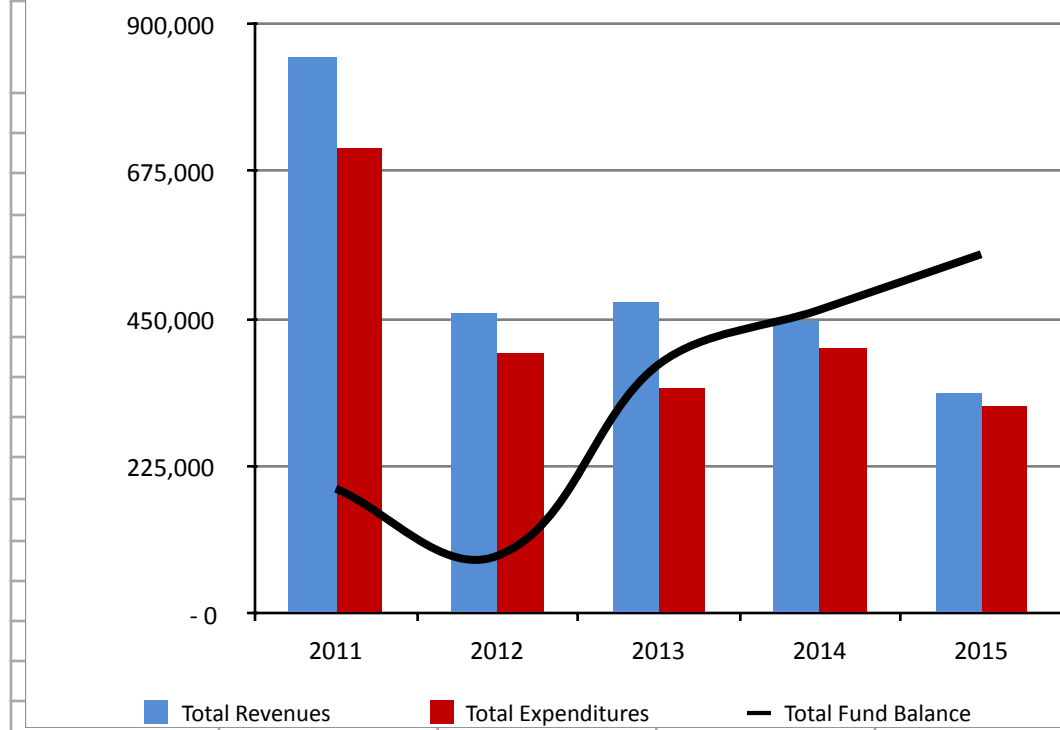


Commentary:

For more information on our unit's finances, contact Peggy Miller at 231-854-6205.

CITIZEN'S GUIDE TO LOCAL UNIT FINANCES - Village of Hesperia (64-3010)

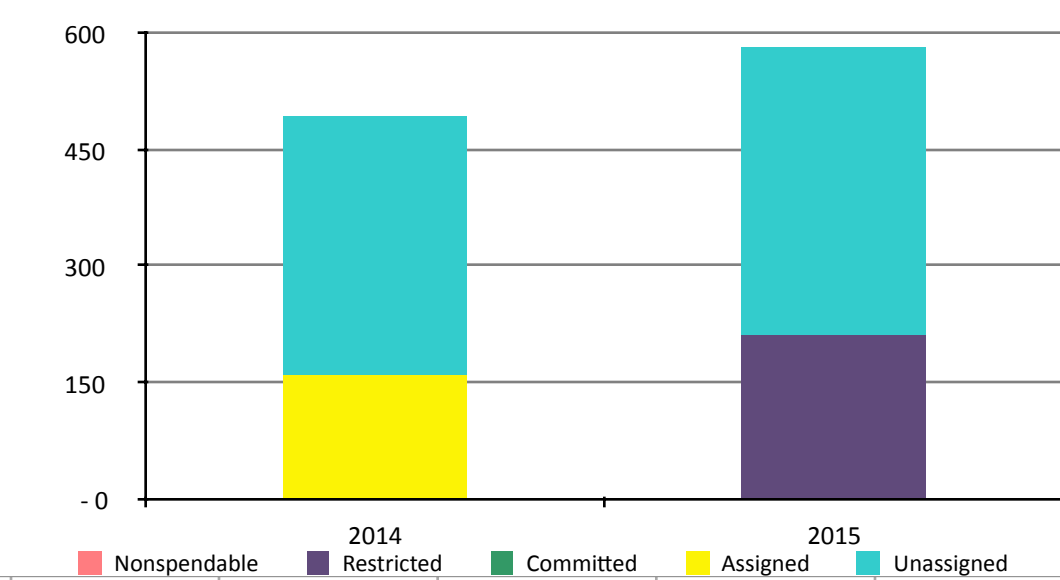
1. How have we managed our governmental fund resources (fund balance)?



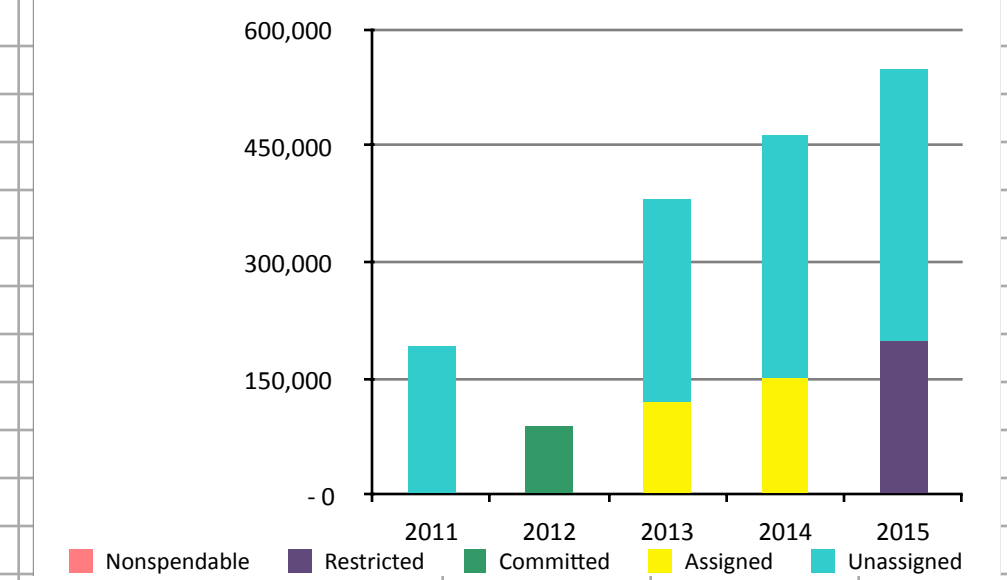
2. Compared to the prior year

	2014	2015	% change
Revenue	447,226	337,058	-24.63%
Expenditures	405,352	314,756	-22.35%
Surplus (shortfall)	41,874	22,302	-46.74%
Fund balance, by component:			
Nonspendable	- 0	- 0	N/A
Restricted	- 0	199,382	N/A
Committed	- 0	- 0	N/A
Assigned	150,872	- 0	-100.00%
Unassigned	312,886	348,990	11.54%
total fund balance	463,758	548,372	18.25%

3. Fund balance per capita - compared to the prior year



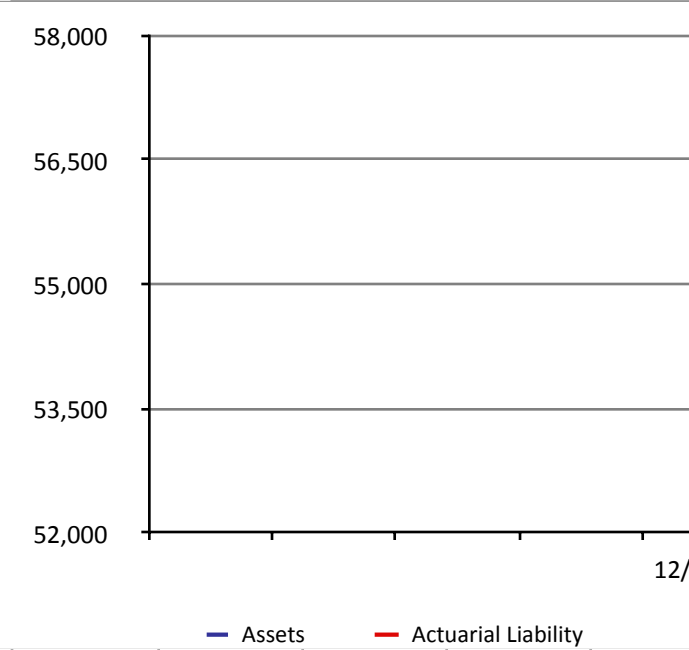
4. Historical trends of individual components



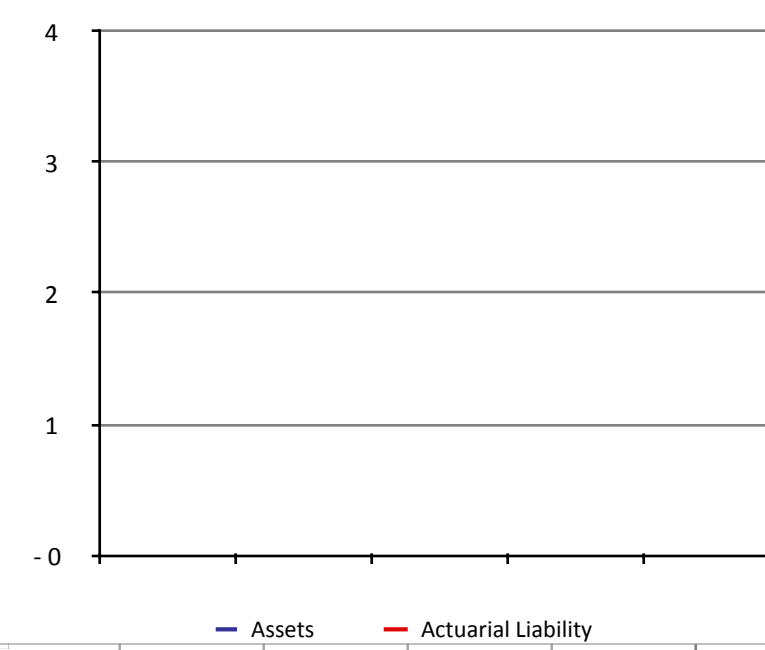
Commentary:

For more information on our unit's finances, contact Peggy Miller at 231-854-6205.

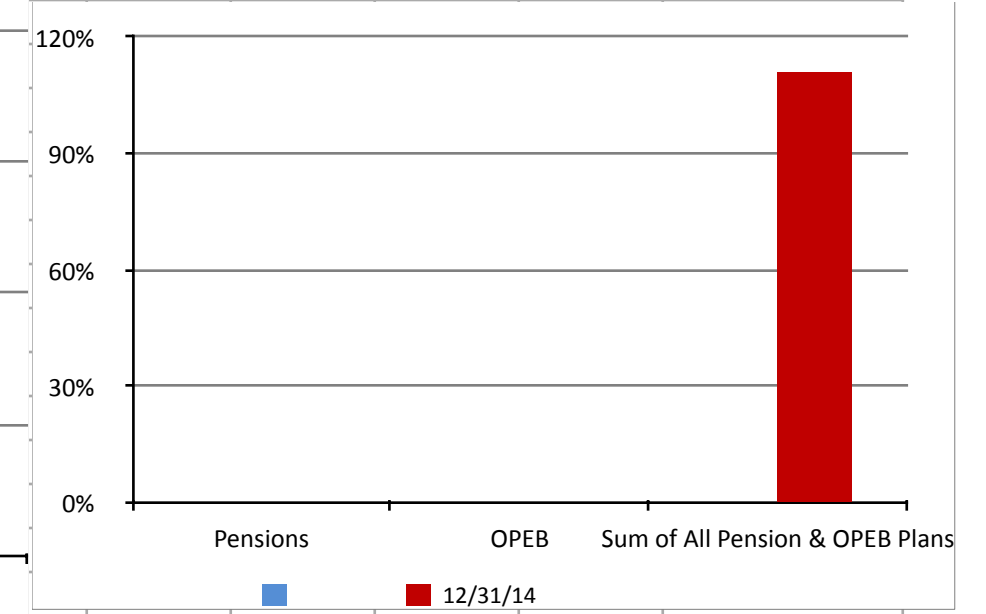
1. Pension funding status



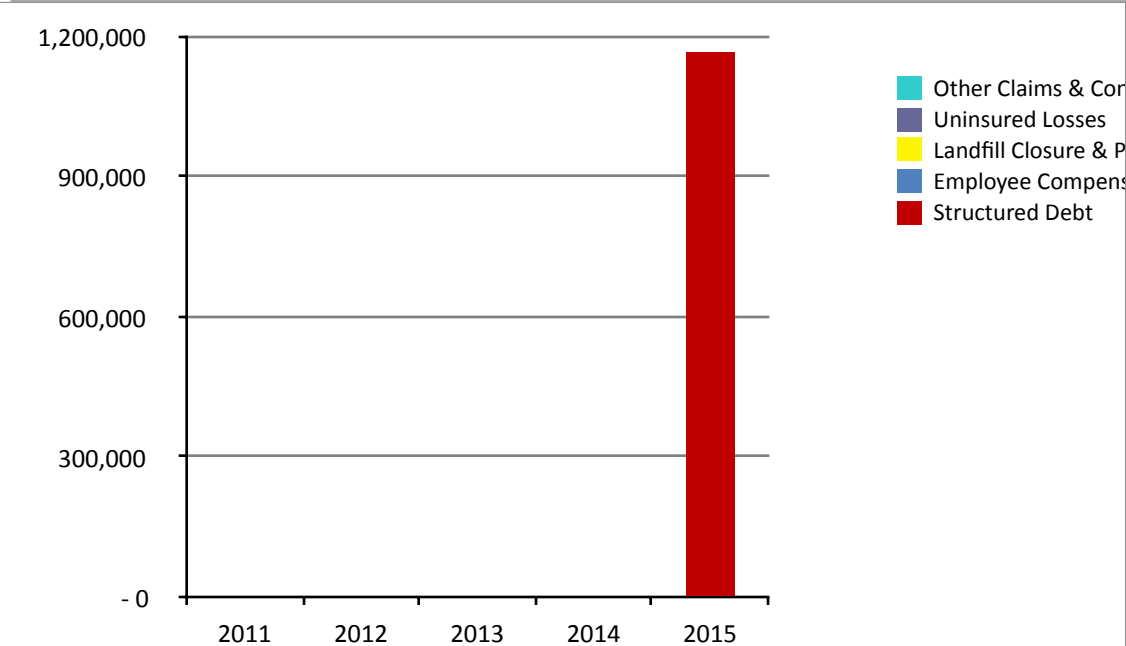
2. Retiree Health care funding status



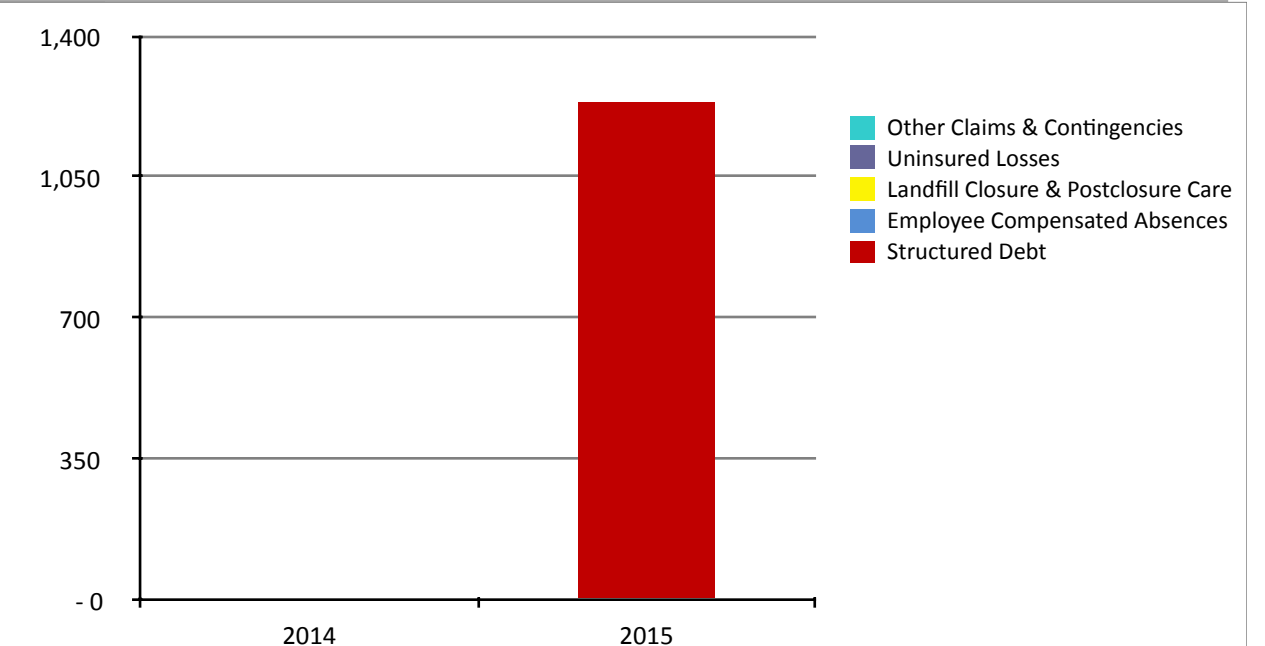
3. Percent funded - compared to the prior



4. Long Term Debt obligations:



5. Debt & other long term obligations per capita - compared to the prior year



Commentary:

Compatibility Report for Copy of Citizens_Guide_Blank_-_7_14_16_530569_7.xls

Run on 9/29/2016 13:39

The following features in this workbook are not supported by earlier versions of Excel. These features may be lost or degraded when opening this workbook in an earlier version of Excel or if you save this workbook in an earlier file format.

Minor loss of fidelity

of occurrences

Version

Some cells or styles in this workbook contain formatting that is not supported by the selected file format. These formats will be converted to the closest format available.

4

Excel 97-2003